

AGENDA

**Port Freeport
Port Commission
Regular Meeting
Thursday, July 20, 2023, 1:00 pm - 5:00 pm
In Person & Videoconference - Administration Building - 1100 Cherry Street - Freeport**

This meeting agenda with the agenda packet is posted online at www.portfreeport.com

The meeting will be conducted pursuant to Section 551.127 of the Texas Government Code titled "Videoconference Call." A quorum of the Port Commission, including the presiding officer, will be present at the Commissioner Meeting Room located at 1100 Cherry Street, Freeport, Texas. The public will be permitted to attend the meeting in person or by videoconference.

The videoconference is available online as follows:

Join Zoom Meeting

<https://us02web.zoom.us/j/86251191403?pwd=Rnl2YVZGUms0Rnk5UnZkVmNmYXhxUT09>

Meeting ID: 862 5119 1403

Passcode: 809398

Dial by your location

1 346 248 7799 US (Houston)

Meeting ID: 862 5119 1403

Find your local number: <https://us02web.zoom.us/j/kr8KUFoGQ>

1. CONVENE OPEN SESSION in accordance with Texas Government Code Section 551.001, et. seq., to review and consider the following:
2. Invocation.
3. Pledge of Allegiance: U.S. Flag & Texas Flag
4. Roll Call.
5. Safety Briefing.
6. Call to identify and discuss any conflicts of interest that may lead to a Commissioner abstaining from voting on any posted agenda item.
7. Public Comment. (Public comment on any matter not on this Agenda will be limited to 5 minutes per participant and can be completed in person or by videoconference)
8. Public Testimony. (Public testimony on any item on this Agenda will be limited to 5 minutes per agenda item to be addressed per participant and can be completed in person or by videoconference. The participant shall identify in advance the specific agenda item or items to be addressed.
9. Approval of minutes from the Regular Meeting held June 22, 2023.
10. Receive reports from Executive Staff on activities and matters related to administrative affairs, financial results, facility engineering matters, operations and vessel activity, port safety matters, port security matters, port tenant updates, USCOE, and other related port affairs.
 - A. Executive Director/CEO
 - B. Director of Engineering
 - C. Director of Operations
 - D. Director of Business & Economic Development
 - E. Chief Financial Officer
11. Approval of financial reports presented for the period ending June 30, 2023.

12. Receive report from Commissioners on matters related to:
 - A. July 11 & 20 Finance Committee Meetings
 - B. July 18 OSS Committee Meeting
 - C. Port Commission related meetings or conferences, Port presentations and other Port related matters.
13. Receive update regarding procurement of Gantry Cranes.
14. Approval of a Contract with K.R. Allen Construction, LLC for the Velasco Terminal Berths 7 & 8 Striping 2023 project, for an amount not to exceed \$46,013.70.
15. Discuss and consider amendment to Advance Funding Agreement with the State of Texas for construction of the Velasco Terminal Access Project.
16. Approval of Amendment No. 1 to the Professional Services Agreement with Freese & Nichols for the East End Rider 37 Expansion & Gate 12 project, for an amount not to exceed \$70,000.00.
17. Adoption of a Resolution Approving and Authorizing the Submission of a Seaport Connectivity Program Application for the Gate 4 Access Road Project.
18. Adoption of a Resolution Approving and Authorizing the Submission of a Seaport Connectivity Program Application for the East 5th Street Reconstruction Project.
19. Approval of the purchase of a new tractor for maintenance from Wharton Tractor Company, in the amount of \$66,429.90.
20. Adoption of a Resolution declaring items surplus and ordered sold separately for cash, after notice of sale and receipt of bids to the highest bidder; destroyed or otherwise disposed of if no bids are received; or offered as trade-in for new property of the same general type.
21. Approval regarding the 2023 Port Freeport Golf Tournament budget and benefactor.
22. Approval of Executive Director/CEO and Commissioners' travel for the month October 2023.
23. Conduct workshop regarding Tax Rate, Tax Rate Setting Process & Cash Flow Projection.
24. Discuss and consider encumbering funds for the purpose of reducing the portion of the 2023 property tax rate used to pay debt service for General Obligation bonds (i.e. the I&S rate).
25. EXECUTIVE SESSION in accordance with Subchapter D of the Open Meetings Act, Texas Government Code Section 551.001, et. seq., to review and consider the following:
 - A. Under authority of Section 551.071 (Consultation with Attorney):
 1. Consultation with attorney under Government Code Section 551.071(1) (to seek or receive attorney's advice on pending or contemplated litigation).
 2. Consultation with attorney under Government Code Section 551.071(2) (to seek or receive attorney's advice on legal matters that are not related to litigation).
 - B. Under authority of Section 551.087 (Economic Development Negotiations or Incentives):
 1. To discuss or deliberate regarding commercial or financial information that the governmental body has received from a business prospect that the governmental body seeks to have locate, stay or expand in or near the territory of the governmental body and with which the governmental body is conducting economic development negotiations.
 - i. Business and Economic Development Reports.
 2. To deliberate the offer of a financial or other incentive to a business prospect described by Subdivision (1).
 - C. Under authority of Section 551.072 (Deliberation of Real Property Matters) for discussion regarding:
 1. The potential exchange, lease, or value of real property located in Freeport, Texas, including but not limited to the area known as the East End of Freeport and bordered by or adjacent to the following streets: FM 1495; East 2nd Street; Terminal Street and East 8th Street in Freeport, Texas.
 2. The potential purchase, exchange, lease or value of real property located at Port Freeport, including but not limited to the real property located at and contiguous to Berths 1, 2, 5, 7 and 8.
 3. The potential exchange, lease, or value of real property located at Port Freeport, including but not limited to Parcels 14, 19, 27, 34 and property on Quintana Island.
 - D. Under authority of Section 551.076 (Deliberation of Security Matters) for discussion regarding:
 1. Discussion regarding issues related to the deployment, or specific occasions for implementation of security

personnel or devices or security audit and services.

26. RECONVENE OPEN SESSION to review and consider the following:
27. Approval of a Lease Agreement between Port Freeport and Del Monte Fresh Produce N.A., Inc.
28. Adjourn.

The Port Commission does not anticipate going into a closed session under Chapter 551 of the Texas Government Code at this meeting for any other items on the agenda, however, if necessary, the Port Commission may go into a closed session as permitted by law regarding any item on the agenda.

With this posted notice, Port Commissioners have been provided certain background information on the above listed agenda items. Copies of this information can be obtained by the public at the Port Administrative offices at 1100 Cherry Street, Freeport, TX.



Phyllis Saathoff, Executive Director/CEO

PORT FREEPORT

In compliance with the Americans with Disabilities Act, the District will provide for reasonable accommodations for persons attending its functions. Requests should be received at least 24 hours in advance.

Minutes of Port Commission Regular Meeting
June 22, 2023
In Person & Videoconference

A Regular Meeting of the Port Commission of Port Freeport was held June 22, 2023, beginning at 1:03 PM at the Administration Building, 1100 Cherry Street, Freeport, Texas.

This meeting agenda with the agenda packet is posted online at www.portfreeport.com

The meeting will be conducted pursuant to Section 551.127 of the Texas Government Code titled "Videoconference Call." A quorum of the Port Commission, including the presiding officer, will be present at the Commissioner Meeting Room located at 1100 Cherry Street, Freeport, Texas. The public will be permitted to attend the meeting in person or by videoconference.

Join Zoom Meeting

<https://us02web.zoom.us/j/81773568456?pwd=eGZHYzNoczdyOE1COFFqMDFFU0EwQT09>

Meeting ID: 817 7356 8456

Passcode: 766435

Dial by your location

1 346 248 7799 US (Houston)

Meeting ID: 817 7356 8456

Find your local number: <https://us02web.zoom.us/u/kd8fi7MDUy>

Commissioners present in person:

Mr. Ravi Singhania, Chairman
Mr. Rob Giesecke, Vice Chairman
Ms. Barbara Fratila, Secretary
Mr. Dan Croft, Commissioner
Mr. Rudy Santos, Commissioner

Staff Members Present:

Ms. Grady Randle, Legal Counsel
Ms. Phyllis Saathoff, Executive Director/CEO
Mr. Rob Lowe, Director of Administration/CFO
Mr. Mike Wilson, Director of Economic Development & Freight Mobility
Mr. Jason Hull, Director of Engineering
Mr. Al Durel, Director of Operations
Mr. Chris Hogan, Director of Protective Services
Mr. Jason Miura, Director of Business & Economic Development
Mr. Brandon Robertson, Director of Information Technology
Ms. Missy Bevers, Executive Assistant
Ms. Mary Campus, Controller
Mr. Jesse Hibbetts, Operations Manager
Ms. Randi Northrup, FSO
Mr. Nick Malambri, Engineering Specialist
Ms. Tricia Vela, Public Affairs Assistant
Ms. Christine Lewis, Safety Coordinator
Ms. Katie Tudor, Sales Representative
Ms. Emily Henderson, Sales & Marketing Specialist
Ms. Bailee Pavlovsky, Accounting

Absent:

Mr. Kim Kincannon, Asst. Secretary

Also, present:

Mr. Chris Moore, Texas Port Ministry
Mr. Paul Bridges, Paul Bridges & Associates
Mr. Kody Andrews, Freeport Mooring Marine
Mr. Stuart Herbst, Terracon
Mr. Scott Bowman, Ports America
Mr. Rick Stephanow, Gulf LNG Services
Ms. Megan Mikutis, Randle Law Office
Mr. Luke LeBas
Mr. Sammy Chambless

1. CONVENE OPEN SESSION in accordance with Texas Government Code Section 551.001, et. seq., to review and consider the following:
2. Invocation – Mr. Chris Moore, Texas Port Ministry. Mr. Moore also recognized that International Day of the Seafarer will be June 25.
3. Pledge of Allegiance – U.S. Flag and Texas Flag
4. Roll Call – Commissioner Singhania noted that Commissioner Kincannon was absent. All other Commissioners were present in the board room.
5. Safety Briefing – Ms. Christine Lewis provided a safety moment regarding stroke awareness.
6. Call to identify and discuss any conflicts of interest that may lead to a Commissioner abstaining from voting on any posted agenda item.

There were no conflicts noted by Commissioners.

7. Public Comment – There were no public comments.
8. Public Testimony – There was no public testimony.
9. Receive update from the Lone Star Harbor Safety Committee.

Mr. Kody Andrews with Freeport Mooring Marine, who recently took over as Freeport's chairperson for the Lone Star Harbor Safety Committee provided an update for the Commission. For new members of the Commission, he explained the committee is a public forum that addresses maritime transportation with an emphasis on navigation and safety matters. It includes the areas of Galveston, Houston, Texas City and Freeport as well as the intercoastal waterways and offshore lightering zones which facilitate communication for public and private sector entities. In addition, the committee draws upon regional expertise and insight to address issues such as vessel traffic & anchorage management, communications, maritime traffic disruption & restoration, process improvements as well as other topics related to maritime transportation. The committee most recently met June 13th to discuss the mapping for Berth 8 which is underway. All paperwork has been submitted (to NOAA), just waiting for

it to show on the maps. Additionally, the committee is working on the beginning stages of anchorage areas for the ships which will be a great asset for the area. The committee also discussed the dredging and how it might affect the brown water marine services.

10. Receive update on procurement of gantry cranes.

Mr. Durel introduced Paul Bridges with Paul Bridges & Associates who is the Port's consultant and crane expert currently assisting staff in the purchase of two new cranes. Mr. Bridges reported that PBA prepared bid documents or more specifically technical documents, which were specifically drafted to obtain two cranes similar to the existing cranes but built with the latest technology. Additionally, options have been requested for the largest vessels that could be calling the Port in the future; therefore, base bids will be submitted along with an option bid. Mr. Bridges laid out a tentative schedule Once a notice to proceed is issued, cranes are expected to be available for commercial operation approximately 22-23 months. Mr. Bridges also noted that the documents are very detailed so there's confidence the equipment the Port will be getting will be specifically built to the specifications within the document.

Commissioner Singhania inquired about the reach of the current cranes being sought. Mr. Durel noted that the option in the bid documents is specifically tailored for super post panamax cranes with a 22 reach vs. current reach of 18.

Commissioner Giesecke inquired about ZPMC pricing, noting they have approximately 80% of the ship to shore crane business vs. other competitors/suppliers pricing structure. Mr. Bridges stated that because of the requirements, a lot of labor would be involved in building a crane to specification. PBA is a big component of the customer getting the crane they want, built to their specification. Other suppliers have standard equipment, which is built well, but built to the suppliers' specifications. They will give you the outreach, height, speeds that you want, but the details of how they get there will be on their terms.

Commissioner Santos clarified that if a notice to proceed is given, it would be September when that is done. Mr. Durel stated it could be as early as August.

11. Approval of minutes from the Regular Meeting held June 8, 2023.

A motion was made by Commissioner Santos to approve the minutes as presented. The motion was seconded by Commissioner Giesecke with all Commissioners present voting in favor of the motion.

12. Receive reports from Executive Staff on activities and matters related to COVID-19 health safety matters, administrative affairs, financial results, facility engineering matters, operations and vessel activity, port safety matters, port security matters, Port tenant updates, USCOE, and other related port affairs.

A. Executive Director/CEO

Ms. Saathoff reported that Dredge 54 with Great Lakes Dredge & Dock is in the channel and will begin dredging this weekend (June 24-25) with estimated completion of dredging in Reach 4 by September. Additional assets are expected to be brought into the channel to begin work in the bend. Ms. Saathoff noted that soundings will need to be done in Reach 4, therefore, barges may need to be vacated. Notice to Mariners has been communicated about the project and what will be happening with contact information. Ms. Saathoff noted that operations staff has been working to keep everyone working outside in the heat safe/hydrated

and working with port partners to ensure their workers' safety welfare is in place. As mentioned by Chris Moore, International Seafarers Day will be this Sunday, June 25. The Brazoria County Shoreline Restoration Task Force will meet June 26 at the Port offices. Ms. Saathoff noted the County was awarded grant funds and Tony Williams with the General Land Office will give a presentation at the meeting regarding the funds. County Commissioner Dude Payne will also be present to give an update on the RESTORE Act funds. The Port Authority Advisory Committee (PAAC) will also meet July 10 at the Port offices with lunch and tours provided. Ms. Saathoff provided a legislative update stating the Gulf Coast Protection Trust Fund was vetoed by the governor. It's possible it will be reconsidered once property tax relief is resolved. ILWU on the west coast has reached a tentative agreement with a six-year deal with a 30% increase over the time period of 2022-2028. There will also be a lump sum payment (hero payment) for work covered through the supply chain crisis and COVID. Panama has been experiencing drought conditions and has implemented conservation measures to reduce the amount of water taken from Gatun Lake and has restricted the draft of vessels moving through the canal. They are also expected to reduce the transit depth by six feet later in July. The main commodity the Port has moving through the canal is LNG which is not affected at this time. Finally, Ms. Saathoff reported that the USACE issued a public notice regarding the Final Environmental Impact Statement for Dow Chemical's Harris Reservoir Expansion Project.

B. Chief Financial Officer

Mr. Lowe gave a presentation regarding the financial results for the month of May.

C. Director of Engineering

Mr. Hull shared a photo of Dredge 54 working as well as a map showing the areas where the dredges will be working in the channel. Commissioner Singhanian inquired about the rail project on Parcel 14. Mr. Hull stated that there have been a few obstacles hindering the completion of asphalt work, but the project is ahead of schedule for completion.

D. Director of Operations

Mr. Durel shared a photo of port staff meeting with TxDOT to discuss mitigating disruptions in/out of the Port at all gates. In addition, he shared photos of the ball mill equipment currently in port awaiting transport. He added that May was a great month and June is poised to be just as good, noting that last month the Port saw a rice vessel while June will see a Vulcan vessel. The safety team has been working to get a package together to incorporate the entire port staff into monthly safety meetings. With regard to security, Mr. Hogan was nominated to be part of the process to review security grants. Mr. Hibbetts recently participated in the Gulf Ports Association and the Gulf Seaports Marine Terminal Conference held in Galveston. Mr. Hogan introduced Randi Northrup, who is the new Facility Security Officer for Port Freeport. Ms. Northrup was previously the captain with Sunstates Security. Mr. Glenn Collins is the new captain with Sunstates. Mr. Collins was previously with Sunstates, moved away for about 7 years and has moved back.

Commissioner Giesecke asked if the expected Vulcan vessel is part of the quarry in Quintana Roo. Mr. Durel stated that it's from a quarry in close proximity, adding that the rock they are bringing is more blackish vs. the limestone we normally see.

E. Director of Business & Economic Development

In addition to his written report, Mr. Miura was available for questions.

13. Receive report from Commissioners on matters related to Port Commission related to meetings or conferences, Port presentations and other Port related matters.

Commissioner Croft reported attending the Brazoria County Economic Development Alliance Executive Committee Meeting.

Commissioner Giesecke reported attending the BayTran Meeting, 36A Coalition Meeting and the Brazosport Chamber Luncheon.

Commissioner Singhanian also attended the 36A Coalition Meeting.

14. Approval of financial reports presented for the period ending May 31, 2023.

A motion was made by Commissioner Croft to approve the reports as presented. The motion was seconded by Commissioner Giesecke with all Commissioners present voting in favor of the motion.

Commissioner Croft suggested moving forward adjusting the agenda, so the CFO gives his financial report last under departmental reports and then switching the approval of financials to take place next, followed by Commissioner reports.

15. Approval of Executive Director/CEO travel for the month of June 2023.

The travel is for the CEO to travel to New Orleans for the Change of Command and retirement of Rear Admiral Timme.

A motion was made by Commissioner Giesecke to approve the travel. The motion was seconded by Commissioner Santos with all Commissioners present voting in favor of the motion.

16. Appointment of committee assignments for 2023-2025.

Commissioner Singhanian presented the committee assignments for 2023-2025 noting that a new committee has been created for ESG and Sustainability. He also requested that each committee chair review the committee charter for updating.

17. EXECUTIVE SESSION in accordance with Subchapter D of the Open Meetings Act, Texas Government Code Section 551.001, et. seq., to review and consider the following:

A. Under authority of Section 551.071 (Consultation with Attorney) for discussion regarding:

1. Consultation with attorney under Government Code Section 551.071(1) (to seek or receive attorney's advice on pending or contemplated litigation).
2. Consultation with attorney under Government Code Section 551.071(2) (to seek or receive attorney's advice on legal matters that are not related to litigation).

B. Under authority of Section 551.087 (Economic Development Negotiations or Incentives):

1. To discuss or deliberate regarding commercial or financial information that the governmental body has received from a business prospect that the governmental body seeks to have locate, stay or expand in or near the territory of the governmental body

and with which the governmental body is conducting economic development negotiations.

- i. Business and Economic Development Reports.
 2. To deliberate the offer of a financial or other incentive to a business prospect described by Subdivision (1).
- C. Under authority of Section 551.072 (Deliberation Concerning Real Property Matters) for discussion regarding:
1. Discussion regarding the potential exchange, lease, or value of real property located in Freeport, Texas, including but not limited to the are known as the East End of Freeport and bordered by or adjacent to the following streets: FM1495; East 2nd Street; Terminal Street and East 8th Street in Freeport, Texas.
 2. The potential purchase, exchange, lease, or value of real property located at Port Freeport, including but not limited to the real property located at and contiguous to Berths 1, 2, 5, 7 and 8.
 3. The potential exchange, lease, or value of real property located at Port Freeport, including but not limited to Parcels 12, 13, 14, 19, 27, 34 and property on Quintana Island.
- D. Under authority of Section 551.076 (Deliberation of Security Matters) for discussion regarding:
1. Discussion regarding issues related to the deployment, or specific occasions for implementation of security personnel or devices or security audit and services.

18. RECONVENE OPEN SESSION:

19. Adjourn.

With no further business before the Commission, the meeting adjourned at 4:21 PM

Ravi K. Singhanian, Chairman

Rob Giesecke, Vice Chairman

Barbara Fratila, Secretary

Absent
Kim Kincannon, Asst. Secretary

Dan Croft, Commissioner

Rudy Santos, Commissioner



1100 CHERRY ST. • FREEPORT, TX 77541
(979) 233-2667 • 1 (800) 362-5743 • FAX: (979) 373-0023
WWW.PORTFREEPORT.COM

MEMORANDUM

TO: Phyllis Saathoff, Executive Director/CEO
FROM: Darlene Winkler, Communications Specialist
DATE: July 20, 2023
SUBJECT: Public Affairs – July 2023

PUBLIC AFFAIRS

Communications and Media

Staff continues to post on social media port facts, press releases, safety awareness, hurricane preparedness, and other information pertinent to our community.

Freeport Harbor Channel Marine Traffic – The website is being maintained as a resource to the Freeport Harbor Channel community for information on marine traffic related to FHCIP dredging. Great Lakes Dredge and Dock Co. LLC (GLDD) was awarded the contract for Reaches 1, 2, and 4 by the United States Corps of Engineers on May 30th. A mechanical dredge commenced work in Reach 4 (Upper Stauffer Channel) June 26, 2023 and will complete September 1, 2023. The dredged material is being placed in barges and towed offshore to the approved designated area in the Gulf of Mexico. Updates will be posted accordingly.

Freeport Harbor Channel Improvement Project – Staff continues to respond to inquiries from the public regarding Port Freeport and the Freeport Harbor Channel Improvement Project, as well as maintain updated information on both www.portfreeport.com and www.portfreeportbondelection.com.

Print and Social Media Monitoring – Staff continues to monitor publications, newspapers, agendas, and social media for matters pertaining to Port Freeport, Port Freeport's partners, and the harbor community.

Press Releases and News Postings — The following press release was distributed this week.

FRATILA AND KINCANNON SWORN-IN AS PORT COMMISSIONERS on July 14, 2023

The press release on the election of Port Commission Officers will be released next week.

PORT COMMISSION

RAVI K. SINGHANIA, CHAIRMAN; ROB GIESECKE, VICE CHAIRMAN; BARBARA FRATILA, SECRETARY; KIM KINCANNON, ASST. SECRETARY; DAN CROFT, COMMISSIONER; RUDY SANTOS, COMMISSIONER; PHYLLIS SAATHOFF, EXECUTIVE DIRECTOR/CEO

Social Media Postings – The following posts to Facebook were made in June.

June 1 - Hurricane Season Has Begun

June 5 - Heat Exhaustion

June 7 - Reminder - Finance Advisory Committee Meeting

June 7 - Reminder - Strategic Planning Advisory Committee Meeting

June 7 - Reminder - Port Commission Meeting

June 9 - Recap-Commission Meeting

June 12 - Heat Safety

June 13 - CAP Meeting 6/6/2023

June 14 – Flag Day

June 14 – Shared Post - National Weather Service (Heat Advisory)

June 18 – Father’s Day

June 19 - PF Booth at the Brazoria County Hurricane & Preparedness Expo

June 21 - Reminder - Port Commission Meeting

June 23 - Recap-Commission Meeting

June 25 - Seafarer Day

June 28 - First RoRo Vessel to Utilize Berth 8

June 29 - I am Port Freeport Ad (boost post)

Electronic Port Update – Staff is working with Breakthrough Consulting on a new electronic format for regularly updating the community on Port matters. The update will be distributed via email and will be linked on the website. The format will be such that it can be separated into smaller information pieces for postings on Facebook and Linked-in. The Port’s email database is being updated and will be expanded. The plan is to start with bi-monthly releases and transition to monthly.

Port Events

Community Advisory Panel (C.A.P.) – The next quarterly meeting is tentatively scheduled for September 12th. Details to follow soon. A report of the current CAP members by commissioner has been sent out as well as the members of the two former commissioners. New member appointments should be emailed to Tricia Vela.

Proposed dates for future C.A.P. meetings are listed below.

Tuesday, September 12th, venue to be determined.

Tuesday, December 5th, Angleton High School CTE

Port Freeport Take-A-Child Fishing Tournament (TACFT) - Save The Dates: Captain’s Dinner, May 9, 2024, and May 11, 2024, for the 24th Annual Take-A-Child Fishing Tournament.

Port Freeport Golf Tournament – Monday, October 16, 2023, is the tentative date for the 12th Annual Golf Tournament at The Wilderness.

Port Presentations, Tours, and Meetings

June 26 - Shoreline Restoration Taskforce Meeting hosted by Port Freeport

July 26 - Brazoria County Realtors Luncheon (Phyllis speaker)



1100 CHERRY ST. • FREEPORT, TX 77541
(979) 233-2667 • 1 (800) 362-5743 • FAX: (979) 373-0023
WWW.PORTFREEPORT.COM

Community Events

Hurricane Preparedness Expo was held on June 17th at the Angleton Fairgrounds. Port Freeport had a booth, a security vehicle and the K-9 officer and its handler on location. Port staff handed out promotional items and raised safety awareness among the attendees.

[PORT COMMISSION](#)

RAVI K. SINGHANIA, CHAIRMAN; ROB GIESECKE, VICE CHAIRMAN; BARBARA FRATILA, SECRETARY; KIM KINCANNON, ASST. SECRETARY; DAN CROFT, COMMISSIONER; RUDY SANTOS, COMMISSIONER; PHYLLIS SAATHOFF, EXECUTIVE DIRECTOR/CEO



Community Events and Meetings

Weekly – Business Roundtable Virtual Meetings (speakers vary)

June 29 – July 2 - Freeport Host Lions 76th Annual Fishing Fiesta & Bar-B-Q Cookoff

July 1 - Freeport EDC Independence Day Business Appreciation and Celebration

July 15 – Brazoria Heritage Foundation Santa Anna Ball

July 19 – Economic Alliance of Brazoria County Industry Update (LJ Civic Center)

Upcoming Community Events and Meetings

July 27-30 – City of Clute 42nd Annual Great Texas Mosquito Festival

August 10 - Brazosport Chamber of Commerce Annual Auction and Banquet

September 14 -The Brazoria County Business Hall of Fame

September 16 – West Columbia Chamber of Commerce Gala

September 18 – Angleton Chamber of Commerce Fall Golf Tournament

September 28 – Angleton Chamber of Commerce 2nd Annual Women’s Conference

September 29 – Brazosport College Cirque Du Soiree

October 6 - Boys and Girl Club Celebrity Golf Tournament

October 13 – Freeport Police Department Blue Santa Golf Tournament

October 25 – The Alliance Transportation & Infrastructure Summit



1100 CHERRY ST. • FREEPORT, TX 77541
(979) 233-2667 • 1 (800) 362-5743 • FAX: (979) 373-0023
WWW.PORTFREEPORT.COM

MEMORANDUM

TO: Commissioners
Directors
Legal Counsel

FROM: Jason Hull, P.E. 
Director of Engineering

DATE: July 7, 2023

SUBJECT: Departmental Report

PROJECTS

1. **Velasco Terminal, Berth 8** – This project entails construction of Berth 8, which will extend the wharf another 928 feet north of Berth 7. The project is complete, and it is closing out now.



2. **Port-wide Pavement Repairs** – This project involves repairing and/or replacing asphalt and concrete pavement throughout the various areas of the Port. The Port Commission requested that I visit with McCarthy to see why my estimate was so far off the budgeted amount. I have done

[PORT COMMISSION](#)

that, and the answer is mostly attributed to “scope creep”. This happens when requests are made to include scope items in the project that were not originally in the budget at budget time. In this case, we were asked to include joint repairs to Docks 1 and 2. There was some amount of inflation costs as well.

3. **FHCIP Reaches 1, 2, and 4** – This project involves deepening the Freeport Ship Channel to various depths ranging from 26-ft to 56-ft depending on the Reach. The Corps is getting contract documents from Great Lakes Dredge and Dock. The dredge, GL 54, has begun work in Reach 4. Work has begun on the side slopes in the bend easing area to prepare them for erosion protection.
4. **Gate 8 Guardhouse Expansion** – This project involves adding a small electrical/communication equipment room onto the rear of the guardhouse so that port staff can relocate electrical/communication equipment from the bathroom to this dedicated room with a dedicated air-conditioning system. The project is complete and closing out now.
5. **Parcel 14 Pump Station** - This project involves adding a dewatering pump on Port property along East Floodgate Road in order to maintain an empty outfall ditch. At this time the pump submittals have been signed and returned to the contractor so he can order the pumps. The lead time is very long, and the equipment is expected in November 2023.
6. **Docks 1, 2, 3, and 5 Sheet Pile Repair Project 2022** – This project involves repairing holes and tears in the underwater sheet pile that were noted in the last underwater inspection survey. Work is now completed and closing out.
7. **Parcel 14 Rail Expansion** – This project involves constructing 4 more tracks to the existing 3 tracks on Parcel 14. The four new rails are now completed, and the asphalt landing pads are being installed now. Anticipated completion is July 17th with closeout to follow soon after.
8. **Gate 12 and Velasco Terminal Rider 37** – Gate 12 continues to move forward with plan development. The 2nd Street, 8th Street and Terminal Street access Roads have not yet moved forward as I have not issued a Notice to Proceed. The reason I have not issued the NTP to the engineer is because staff needed to agree on the proper truck route location and because a letter of no objection from the City of Freeport was required by TxDOT in order to execute the Agreement. The Agreement was finally signed in June. Staff is also now in agreement where the truck route should be routed. Due to the new location (streets) there is a 200-ft increase in roadway length. A modification to the PSA with Freese and Nichols will be on the July 20th commission meeting agenda to account for the additional surveying, geotechnical testing, and materials testing as well as an additional mobilization of the drill truck due to the delay and changes in scope. There is also anticipated to be an 11% increase in construction costs over the two years since the grant was applied for. This is an increase from \$9 to \$10 Million.

**PORT FREEPORT
OPERATIONS ACTIVITY SUMMARY
JUNE 2023**

A. MONTHLY ACTIVITY EXPLANATION

- * Total import/export activity for the month of June was as expected.
- * LNG experienced (**18**) vessels this month.
- * Riviana did not experience vessel this month.
- * Vulcan Material experienced (**1**) vessel this month.
- * Total (**8**) RoRo vessels handled.
- * Tenaris experienced (**2**) vessels, (**9**) barges and (**0**) railcars this month.
- * Total of (**9**) Container vessel calls.
- * CEMEX transferred product from truck to (**8**) rail cars.
- * Vulcan Material handled (**190**) rail cars this month.
- * Average vessel activity in 2022 was 38 per month. This month, we handled 39 vessels (18 LNG & 21 Inner Harbor).
- * *Enterprise/Seaway received (**10**) vessels.*
- * *There were (**103**) Total Vessel arrivals Port wide.*

B. FISCAL YEAR ACTIVITY EXPLANATION

- * Total Tons for this year are as expected. This is due to the transition of vessel calls by LNG and additional calls of Steel Bars and RoRo vessels.
- * LNG has handled (**75**) vessels for export.
- * Tenaris has handled (**30**) vessels, (**90**) barges and (**391**) railcars.
- * Total (**82**) RoRo vessels handled.
- * YTD (**83**) Container vessel calls.
- * CEMEX handled (**160**) railcars with **10,208** Tons of Co2.
- * Vulcan handled (**1,037**) railcars with **119,219** Tons of Limestone and (**1**) Vessel.
- * Total vessels handled this fiscal year is **285** compared to **391** last year (**75** LNG & **210** Inner Harbor).
- * *Enterprise Seaway Vessels Year-to-date (**98**)*
- * *Total Port wide Vessels Fiscal Year-to-date (**810**)*

- * *Total Vehicles Handled Year-to-date (**67,930**)*
- * *Total Containers Handled (**35,849**)*
- * *Total Railcars Handled (**1,592**)*

C. INSIGHT TO ACTIVITY FOR JULY 2023

- * LNG has scheduled (**17**) vessels.
- * Riviana Foods has scheduled (**1**) vessel.
- * Vulcan Material has scheduled (**1**) vessels and (**95**) Railcars for July.
- * Expecting to handle (**8**) RoRo vessels.
- * Tenaris has (**2**) vessels, (**9**) barges and (**0**) Railcars planned.
- * Expecting (**8**) Container vessels.

D. OPERATIONAL MEETINGS AND AGENDAS

- * OPTS, Safety, Security – Conducted an Orientation and Tour to Port Freeport for New Commissioner Kim Kincannon.
- * Safety – Christine Lewis – Coordinated a “Safety Walkabout” with Ports America Stevedores.
- * Security – Chris Hogan – Met with Multiple State and Regional Agencies to Review Plans and Preparedness for Hurricane Season.
- * Austin – Jesse –Al – Hogan – Attended a “Meet & Greet” with USCG MSU Commander held at our EOC.
- * Jesse – Continues Preparing the Ops Revenue Budget 2024.
- * Austin – Jesse – Al – Attended the “Pre-Proposal Meeting & Site Tour” for the “Rail Switcher” RFP.
- * Austin – Jesse – Continue to meet on a Regular Basis with TXDOT Regarding the Construction on 1495 to reduce the Impact to the Port.
- * Hannah – Austin – Jesse – Al – Attended the Dock 8 Ribbon Cutting Ceremony.
- * Al – Jesse – Working with Local ILA Union and WGMA to Improve the Training for the ILA Workers.
- * Al-Jesse-Austin-Ops Staff-Maint Staff- Attended Monthly Port Opts Safety Meeting.

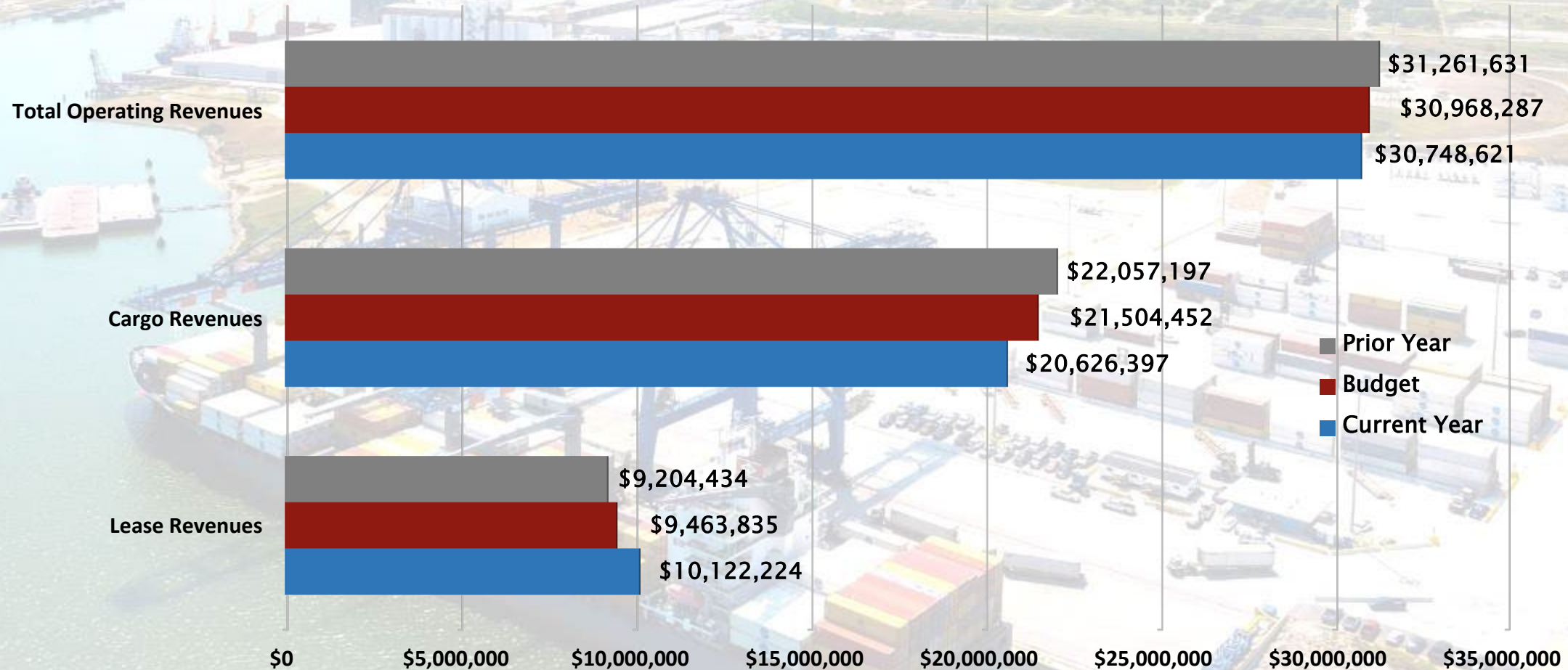


Financial Report for June 30, 2023

July 20, 2023

Rob Lowe | Chief Financial Officer

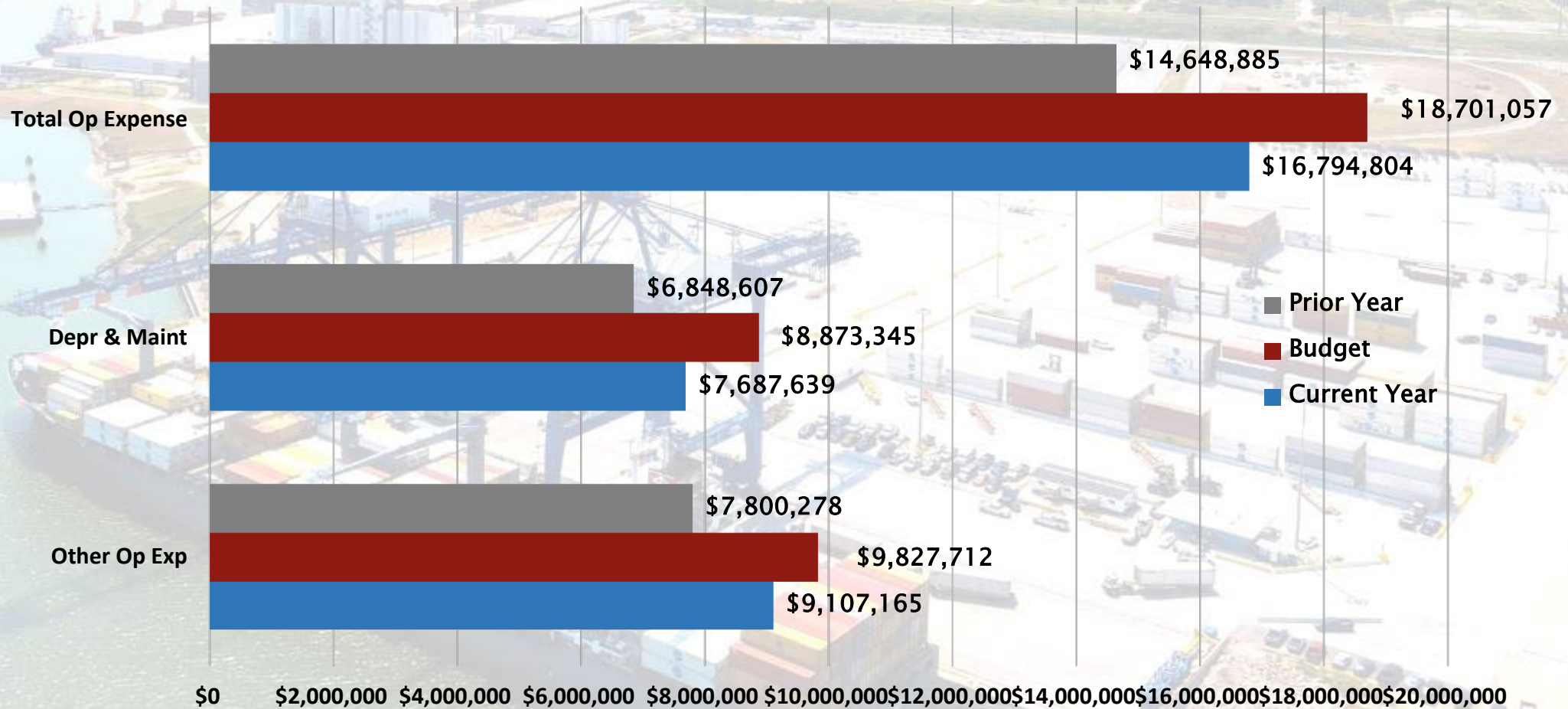
FY 2023 YTD OPERATING REVENUES



COMPARISON:

- Operating revenues are down over PY 2% and budget 1%
- Cargo revenues below PY by 6%; budget by 4%
- As compared to budget, cargo volumes are up in agriculture products, containerized cargo , general cargo, and project cargo
- Lease revenues are above PY 10% and are 7% above budget

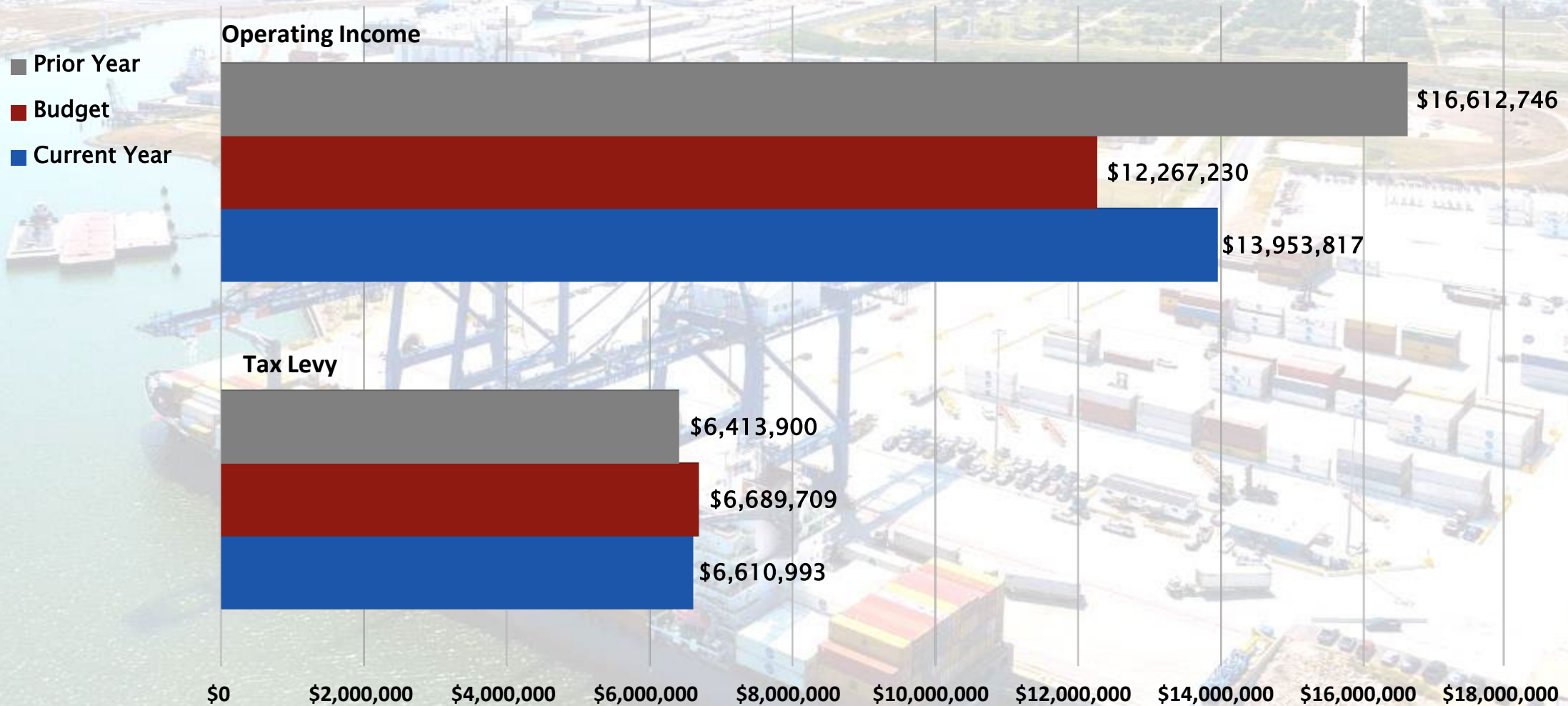
FY 2023 YTD OPERATING EXPENSE



COMPARISON:

- Total operating expenses are above prior year by 15%, below budget 10%
- Depr & maint are 12% above the PY and 13% below budget
- Other expenses are 17% above PY and below budget by 7%

FY 2023 YTD OPERATING INCOME



COMPARISON:

- Operating income is 16% below PY and above budget 14%

FY 2023 YTD CHANGE IN NET POSITION

Change in Net Position

- Non-Operating Revenue (Expense) includes Ad Valorem Taxes, Investment Income, Debt Service and Gain (Loss) on Sale of Assets
- Drivers for comparison to budget are primarily timing of capital contribution projects.

	Year To Date	YTD Budget	Total 2023 Budget
Operating Income	\$ 13,953,817	\$ 12,267,230	\$ 15,971,000
Non-Operating Revenue (Expenses)	\$ 1,377,748	\$ (690,379)	\$ (3,136,000)
Capital Contributed (To) From Others			
Freeport Harbor Channel Improvement Project	\$ (20,260,949)	\$ -	\$ (60,932,700)
Other	\$ (47,000)		\$ -
Grants	\$ 4,509,498	\$ 10,380,278	\$ 24,763,800
Emergency Recovery Efforts	\$ -	\$ -	\$ -
Change In Net Position	\$ (466,886)	\$ 21,957,129	\$ (23,333,900)

FY 2023 YTD CASH FLOWS

<i>Cash Flow Measure</i>	<i>Current Year</i>	<i>Prior Year</i>
<i>Cash Provided by Operations</i>	\$ 18,061,552	\$ 19,337,647
<i>Cash Provided by Non-Cap Financing</i>	6,429,624	6,071,678
<i>Cash Used by Cap Financing</i>	(2,156,823)	(48,902,922)
<i>Cash Provided by Investing Activities</i>	2,891,445	112,456
<i>Net Increase (Decrease) in Cash</i>	\$ 25,225,798	(\$ 23,381,141)

COMPARISON:

- Operating cash flow is positive due to increase in operating revenues
- Cash provided from non cap financing are tax levy collections
- Capital Financing funds are used for capital improvements. This includes the issuance of \$55.8 million in 2023 General Obligation Bonds for the Freeport Channel Improvement Project.

FY 2023 STATISTICS

<i>Measure</i>	<i>Current Year</i>	<i>Prior Year</i>	<i>Budget</i>
<i>Operating Margin</i>	<i>45%</i>	<i>53%</i>	<i>40%</i>
<i>Current Ratio (unrestricted)</i>	<i>3.1 to 1</i>	<i>5.3 to 1</i>	<i>n/a</i>
<i>Debt to Net Assets Ratio</i>	<i>1.445 to 1</i>	<i>1.059 to 1</i>	<i>n/a</i>

ACCOUNTS RECEIVABLE AGING

<i>Year</i>	<i>0-30 days</i>	<i>31-60 days</i>	<i>61-90 days</i>	<i>Over 90 days</i>
<i>June 30, 2023 FY 2023</i>	93% \$4,820,487	3% \$138,313	2% \$106,922	2% \$113,312
<i>June 30, 2022 FY 2022</i>	97% \$4,082,775	3% \$122,595	0% \$8,919	0% \$0
<i>June 30, 2021 FY 2021</i>	96% \$4,800,504	2% \$105,191	2% \$121,054	0% \$22,400



Questions and Comments?



PORT FREEPORTSM

1100 CHERRY ST., FREEPORT, TX 77541
(979) 233-2667 1 (800) 362-5743 FAX: (979) 373-0023

Interim Financial Report

(unaudited)

For the Period ending:

June 30, 2023

PORT COMMISSION

RAVI K. SINGHANIA, CHAIRMAN; ROB GIESECKE, VICE CHAIRMAN; BARBARA FRATILA, SECRETARY; KIM KINCANNON, ASST. SECRETARY;

DAN CROFT, COMMISSIONER; RUDY SANTOS, COMMISSIONER; PHYLLIS SAATHOFF, EXECUTIVE DIRECTOR/CEO

CONTENTS

Page No

Section I – Financial Report

Management Narrative	1
Balance Sheet	6
Statement of Revenues, Expenses and Changes in Fund Net Assets	7
Statement of Cash Flows	8
Notes to Financial Statements	9

Section II – Management Reports

Operating Expenses by Department	10
Velasco Terminal Statement of Revenues and Expenses	12
Port Improvement Projects Summary	13

Section III – Other Reports

Quarterly Investment Report	14
Check Register Report	18

Management Narrative

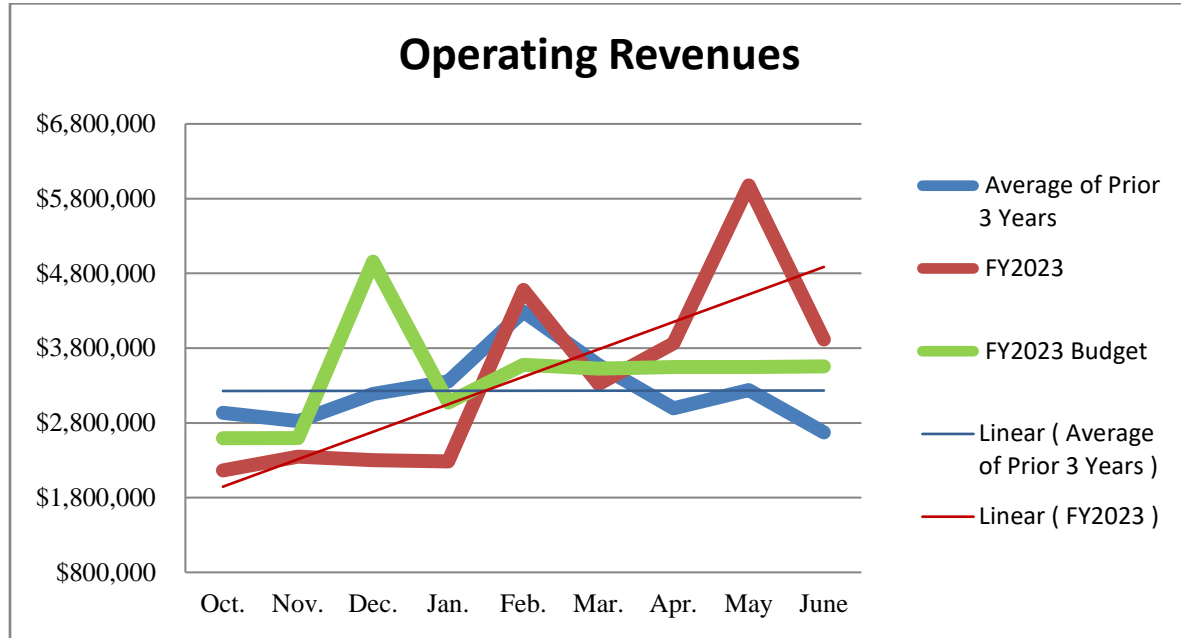
For the first nine months of Fiscal Year 2023, the Port remained on a sound financial foundation although operating revenues were 1% under planned levels. Operating expenses were under planned levels and are below budget by a factor of 10%. These factors combined have contributed to producing an operating profit of \$13,953,817 and an operating margin of 45%, which is above planned performance levels by 14% or \$1,686,587 and is \$2,658,929 or 16% below the prior year's results. This is primarily due to the delay of Freeport LNG startup and the related budgeted business interruption claim which is pending the final processing.

The Port's overall position remains strong as evidenced in a current ratio (unrestricted) of 3.1 to 1, which reflects a strong liquidity position, and a debt ratio of 144.5% which is supported by our strong credit rating. The following table provides additional summary level information.

	Year to Date		Variance	% Var
	Actuals	Budget	Favorable (Unfavorable)	
Statement of Revenues, Expenses and Changes in Net Assets				
Operating revenues	\$ 30,748,621	\$ 30,968,287	\$ (219,666)	-1%
Operating expense	<u>16,794,804</u>	<u>18,701,057</u>	1,906,253	10%
Operating income (loss)	<u>13,953,817</u>	<u>12,267,230</u>	1,686,587	14%
Operating margin	45.4%	39.6%		
Net non operating revenues (expense)	(18,930,201)	(690,379)	(18,239,822)	2642%
Capital contributions	4,509,498	10,380,278	(5,870,780)	0%
Net extraordinary revenue (expense)	<u>-</u>	<u>-</u>	-	0%
Change in net assets	<u>\$ (466,886)</u>	<u>\$ 21,957,129</u>	\$ (22,424,015)	
Balance Sheet				
Cash and cash equivalents	\$ 78,529,538	Current ratio (unrestricted) (Exclusive of GASB 87)		
Lease receivable	180,406,546			
Current unrestricted assets (less lease receivable)	39,936,246	3.1 to 1		
Total assets	735,872,865	Debt to Net Assets Ratio		
Current unrestricted liabilities	13,066,732			
Total liabilities	336,780,462	144.5%		
Deferred inflow of resources	175,560,971			
Total Net Assets	\$ 223,531,432			

The balance of this narrative provides detailed explanations and supplementary information for the variances when comparing budget to actual for the period ended June 30, 2023.

OPERATING REVENUES



Total operating revenues for the period ending June 30, 2023, are \$30,748,621. This is \$219,666 or 1% below planned levels. The following provide more specific explanations for variances in revenue:

Wharfage revenue stands at \$9,773,134, which is over budget by \$833,887 or 9%. The following is a brief analysis of wharfage results by cargo category:

	9 Months Budget	Year To Date	Over (Under)	% Over (Under)
Agriculture Products	\$ 197,250	\$ 241,100	\$ 43,850	22%
Bulk Aggregate	109,200	34,756	(74,444)	-68%
Containerized Cargo	1,097,818	1,304,248	206,430	19%
General Cargo	6,311,115	6,991,466	680,351	11%
Project Cargo	-	38,077	38,077	0%
Ro-Ro Cargo	1,223,864	1,163,488	(60,377)	-5%
Total	\$ 8,939,247	\$ 9,773,134	\$ 833,887	

Dockage revenue stands at \$3,942,419, which is \$1,578,930 or 29% below budgeted levels. Year-to-date ship calls are 285 compared to a budget of 352.

Equipment use fees, stands at \$1,130,040, which is over budget \$152,457 or 16% due to crane and equipment usage.

Security fees, corresponding with wharfage and dockage, stand at \$1,616,921, which is \$27,028 or 2% below budget.

Facility use fees are \$1,035,947. This is under budget by \$42,253 or 4% due to reduced facility usage outside of tenant leased areas and reduced rail activity.

Other customer service fees (Port service charges, incidental services, customer re-bills, water, etc.) are \$1,031,000 which is \$45,626 or 5% above budgeted levels.

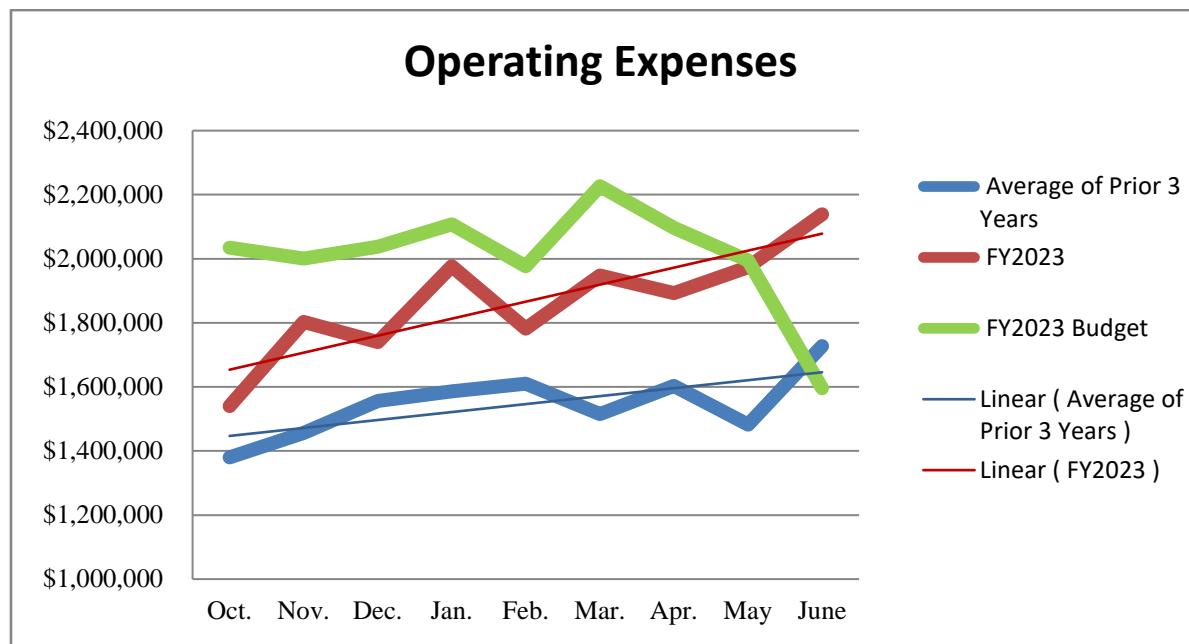
Ground leases stand at \$9,454,422, which is \$654,555 or 7% above budget levels due to increased area utilized by RoRo tenant and CPI increases.

Other leases are \$667,802, which is \$3,834 above budget levels.

Other revenue is \$96,936, which is above budgeted levels.

Business interruption claim funds were budgeted to be received in December; however, the claim is still being processed. The Port received a partial payment of \$2 million in May toward this claim.

OPERATING EXPENSES



Total operating expenses are \$16,794,804, which is under budget \$1,906,253 or 10% for the period

ended June 30, 2023. Following are more specific explanations for variances in operating expenses:

Port salaries/wages and benefits are \$3,934,187. This is \$565,645 or 13% less than budget. Currently, there are five vacancies and one new position not filled when compared to Fiscal Year 2023 Budget.

Professional services are \$2,372,894, which is over budget \$159,188 or 7%. Security services, at \$1,591,335, is the majority of this budget item and is 8% above budgeted levels. This is offset by revenue charged for security for the temporary area utilized by the ro-ro carriers.

Training, travel & promotional expenses are \$360,047 which is under budget \$363,353 or 50%. Following is a brief explanation of some of the sub-categories within this line item:

- Commercial advertising is \$55,419, which is below budgeted levels \$207,085 or 78% due to timing or postponement of ad development (website) services.
- Sales/promotional travel costs are \$32,621 which is under budgeted levels by \$28,384 or 47% due to timing of travel.
- Governmental relations costs are \$26,947 which is below budget by \$14,395 or 35% due to timing of government related travel.
- Community events are \$24,163 which is under budgeted levels \$20,889 or 45% due to the timing or postponement of events.
- Technical training is \$45,213 which is \$60,691 or 57% under budget due to timing or postponement of training.

Supplies are \$145,306 which is \$8,459 or 6% above budget due to increases operational supplies and equipment less than \$5,000 unplanned replacements.

Utilities at \$604,899 are under budget \$36,283 or 6%. City of Freeport is still having meter issues and therefore billing issues, so the water/sewer billing has been estimated.

Business insurance is \$1,334,269, which is \$96,486 or 8% above budgeted levels due to an increase in property insurance premiums which was offset by a continuity credit received.

Other services and charges at \$355,563 are \$19,399 or 5% below budget.

Maintenance and repair expenses at \$1,025,463 are \$8,116 or 1% below budget. Following is a brief explanation of some of the repairs by facility/equipment type:

- Trolley rail repairs to the gantry cranes were \$72,900.
- Power reel cables for the gantry cranes were \$121,458.
- Emergency repairs for the Hyster container handler were \$2,765.
- Tires for the Hyster container handler were \$9,381.
- Repairs to the Emergency Operations Building VRV (HVAC) system were \$3,070.
- Repairs to the Emergency Operations Building backup generator were \$1,900.

- Air conditioning system upgrades for the Administration Building server room were \$5,768.
- Roof & gutter repairs at Gate 4 were \$11,507.
- Security boat repairs were \$5,100.
- Emergency repairs to the truck scale were \$20,792.
- Scale maintenance and calibration services were \$10,978.
- Repairs and replacement to transit shed 3 overhead doors were \$13,875.
- Emergency repairs for the winter freeze water leak at Warehouse 51 were \$4,250.
- Emergency repairs to the Warehouse 51 fire system were \$9,112.
- Emergency repairs to the HWY 36 rail crossing were \$1,180.
- Emergency repairs to Riviana rail track due to derailment were \$20,299.
- Repairs to Quintana open storage yard were \$24,302.
- Repairs to the street sweeper were \$4,189.
- Emergency repairs to backflow preventers after the winter freeze were \$4,165.
- Stormwater outfall vegetation clearing was \$19,500.

Depreciation expense at \$6,662,176 is \$1,177,590 or 15% below budget levels due to timing of additions.

Operating income is \$13,953,817 compared to a total fiscal year budget of \$15,971,000, shows a positive result for Fiscal Year 2023.

NON-OPERATING REVENUES (EXPENSES)

Ad Valorem tax collections are posted utilizing the certified appraised values less the related fees. Adjustments are made throughout the year from the tax office reports to reflect appraisal and tax office adjustments as well as prior year collections, penalty, and interest. Year to date values are \$6,610,993 compared to an annual budget of \$6,672,300.

Investment income is \$2,882,280, which is above budget due to changes in fair market values, increased funds invested, and interest rates. Investment rates conditions are improving.

Debt interest and fees are \$8,115,525, which is \$727,687 or 10% above budgeted levels, due to timing, interest rate and fees related to debt issuance.

Capital Contributions to Others budget includes \$60,932,700 in contributions to the U.S. Army Corps of Engineers for the Freeport Harbor Channel Improvement Project. There has been \$20,260,949 in expenses for this project. In addition, there was a \$15,000 contribution to Brazoria County Parks Department for Surfside Jetty Park playground equipment and a \$32,000 contribution to Brazoria County for cost share engineering for the San Bernard River.

Grant Revenue budgeted for the Fiscal Year 2023 is \$24,763,800. There has been \$4,509,498 in grant revenue for Fiscal Year 2023. The grant revenue is funded on a reimbursement basis, so the capital contributions are recorded when the expenditures for each project are reported quarterly.

**PORT FREEPORT
BALANCE SHEET**

	<u>6/30/2023</u>	<u>9/30/2022</u>
ASSETS		
CURRENT ASSETS:		
CASH AND CASH EQUIVALENTS	\$ 22,365,306	\$ 34,588,852
INVESTMENTS	8,123,490	9,986,124
RECEIVABLES (net of allowance for uncollectibles):		
TRADE ACCOUNTS	5,147,474	3,475,052
PROPERTY TAXES	161,337	72,018
LEASE RECEIVABLE	180,406,546	180,406,546
OTHER	3,005	4,927,326
OTHER GOVERNMENTS	1,273,361	641,487
ACCRUED INTEREST	9,304	626
PREPAIDS	1,750,043	1,033,776
INVENTORY	1,102,926	1,091,309
TOTAL UNRESTRICTED CURRENT ASSETS	\$ 220,342,792	\$ 236,223,116
RESTRICTED ASSETS:		
CASH AND CASH EQUIVALENTS	56,164,232	29,895,456
INVESTMENTS	19,750,075	6,706,873
RECEIVABLES (net of allowance for uncollectibles):		
PROPERTY TAXES	130,759	38,709
OTHER	-	683
ACCRUED INTEREST	4,630	22,473
BOND DISCOUNTS AND ISSUANCE COSTS	5,441	6,604
TOTAL RESTRICTED ASSETS	76,055,137	36,670,798
TOTAL CURRENT ASSETS	296,397,929	272,893,914
PROPERTY, PLANT, AND EQUIPMENT:		
PROPERTY, PORT, AND FACILITIES	544,030,946	516,431,994
LESS ACCUMULATED DEPRECIATION	(104,556,010)	(97,893,835)
PROPERTY, PLANT, AND EQUIPMENT NET	439,474,936	418,538,159
TOTAL ASSETS	\$ 735,872,865	\$ 691,432,073
LIABILITIES		
CURRENT LIABILITIES:		
ACCOUNTS PAYABLE	\$ 9,564,254	\$ 12,250,775
EQUIPMENT LEASE PAYABLE	1,523,850	1,523,850
ACCRUED COMPENSATED ABSENCES	0	134,601
UNEARNED LEASE INCOME	1,978,628	4,236,646
TOTAL CURRENT LIABILITIES	\$ 13,066,732	\$ 18,145,872
LIABILITIES PAYABLE FROM RESTRICTED ASSETS:		
ACCRUED BOND INTEREST PAYABLE	2,157,349	2,910,569
BONDS PAYABLE	670,000	5,865,000
TOTAL CURRENT LIABILITIES FROM RESTRICTED ASSETS	2,827,349	8,775,569
NON-CURRENT LIABILITIES		
EQUIPMENT LEASE PAYABLE	1,558,990	1,558,990
BONDS PAYABLE	297,970,000	242,170,000
BOND PREMIUMS	21,357,391	21,222,354
TOTAL NON-CURRENT LIABILITIES	320,886,381	264,951,344
TOTAL LIABILITIES	\$ 336,780,462	\$ 291,872,785
DEFERRED INFLOW OF RESOURCES		
DEFERRED INFLOW OF RESOURCES	175,560,971	175,560,971
TOTAL DEFERRED INFLOW OF RESOURCES	\$ 175,560,971	\$ 175,560,971
NET ASSETS		
NET INVESTMENT IN CAPITAL ASSETS	\$ 245,994,476	\$ 219,424,654
RESTRICTED-DEBT SERVICE	13,658,842	12,959,784
RESTRICTED-CAPITAL PROJECTS (Corps)	12,270	12,346
RESTRICTED CONTRIBUTED TO OTHERS	18,120,371	6,580,882
RESERVE FOR CAPITAL IMPROVEMENTS	42,717,648	14,200,612
UNRESTRICTED DEBT CONTRIBUTED TO OTHERS	(129,594,330)	(73,574,150)
UNRESTRICTED	32,622,155	44,394,189
TOTAL NET ASSETS	\$ 223,531,432	\$ 223,998,317

PORT FREEPORT
STATEMENT OF REVENUES, EXPENSES, AND CHANGES IN FUND NET ASSETS
June 30, 2023

	YEAR TO DATE	PRIOR YEAR TO DATE	% OVER (UNDER)	9 MONTHS BUDGET	% OVER (UNDER)	TOTAL 2022/2023 BUDGET
OPERATING REVENUES:						
Wharfage	\$ 9,773,134	\$ 10,315,855	-5%	\$ 8,939,247	9%	\$ 12,546,200
Dockage & deep water berth	3,942,419	6,204,379	-36%	5,521,349	-29%	7,743,700
Equipment & pallet use fees	1,130,040	1,061,242	6%	977,583	16%	1,303,450
Facility use fees	1,035,947	1,235,874	-16%	1,078,200	-4%	1,437,600
Security Fees	1,616,921	2,089,344	-23%	1,643,949	-2%	2,294,250
Other Customer Service Fees	1,031,000	1,127,285	-9%	985,374	5%	1,308,300
Ground leases	9,454,422	8,547,564	11%	8,799,867	7%	11,699,000
Other leases	667,802	656,870	2%	663,968	1%	885,300
GASB 87 Lease recognition	-	-	0%	-	0%	-
Other revenue	96,936	23,218	318%	18,750	417%	25,000
Business interruption Claim	2,000,000	-	0%	2,340,000	-15%	2,340,000
Total Operating Revenues	30,748,621	31,261,631	-2%	30,968,287	-1%	41,582,800
OPERATING EXPENSES:						
Port salaries/wages	2,960,299	2,578,144	15%	3,360,467	-12%	4,494,200
Port employee benefits	973,888	893,817	9%	1,139,365	-15%	1,749,800
Professional services	2,372,894	1,762,760	35%	2,213,706	7%	2,948,700
Training, travel, and promotional	360,047	326,238	10%	723,400	-50%	879,900
Supplies	145,306	125,775	16%	136,847	6%	176,200
Utilities	604,899	488,794	24%	641,182	-6%	854,900
Business Insurance	1,334,269	1,112,785	20%	1,237,783	8%	1,672,300
Other services & charges	355,563	511,965	-31%	374,962	-5%	503,600
Maintenance & repair	1,025,463	930,912	10%	1,033,579	-1%	1,225,400
Depreciation	6,662,176	5,917,695	13%	7,839,766	-15%	11,106,800
Total Operating Expenses	16,794,804	14,648,885	15%	18,701,057	-10%	25,611,800
OPERATING INCOME (LOSS)	13,953,817	16,612,746	-16%	12,267,230	14%	15,971,000
NON-OPERATING REVENUES (EXPENSES)						
Ad Valorem tax collections	6,610,993	6,413,900	3%	6,689,709	-1%	6,672,300
Investment Income	2,882,280	(113,744)	-2634%	7,750	37091%	10,000
Gain (loss) on sale of assets	-	-	0%	-	0%	-
Debt interest and fees	(8,115,525)	(7,022,371)	16%	(7,387,838)	10%	(9,818,300)
CAPITAL CONTRIBUTIONS (TO) FROM OTHERS:						
Freeport Harbor Improvement Project	(20,260,949)	(1,361,161)	1389%	-	0%	(60,932,700)
Contributed Capital-Other	(47,000)	-	0%	-	0%	-
OTHER:						
Total Non-Operating Revenue (Expenses)	(18,930,201)	(2,083,376)	809%	(690,379)	2642%	(64,068,700)
INCOME (LOSS) BEFORE CONTRIBUTIONS AND EXTRAORDINARY EXPENSE	(4,976,384)	14,529,370	-134%	11,576,851	-143%	(48,097,700)
CAPITAL CONTRIBUTIONS:						
Grants:						
Grants Port-Freeport	4,509,498	140,549	3108%	10,380,278	-57%	24,763,800
Total Capital Contributions-Grants	4,509,498	140,549	3108%	10,380,278	-57%	24,763,800
EXTRAORDINARY ITEM						
Emergency Recovery Efforts - Hurricane	-	(161,745)	-100%	-	0%	-
Net Extraordinary Income (Expense)	-	(161,745)	-100%	-	0%	-
CHANGE IN NET POSITION	\$ (466,886)	\$ 14,508,174	-103%	\$ 21,957,129	-102%	\$ (23,333,900)

STATEMENT OF CASH FLOWS

June 30, 2023

	YEAR TO DATE	PRIOR YEAR TO DATE
Cash Flows from Operating Activities:		
Operating Income (Loss)	\$ 13,953,817	\$ 16,612,746
Adjustments to Reconcile Operating Income (Loss) to Net Cash Flows from Operating Activities:		
Depreciation	6,662,176	5,917,695
Dredge Material Placement Fees	-	-
Change in Assets and Liabilities:		
Trade receivables	(1,672,421)	870,718
Other receivables	4,924,321	37,418
Lease Receivable	-	-
Deferred inflow of resources	-	-
Inventories	(11,617)	(27,193)
Prepaid and Other	(715,584)	(245,827)
Accounts payable	(2,686,521)	(1,563,489)
Deferred lease income	(2,258,018)	(2,126,198)
Accrued compensated absences	(134,601)	(138,223)
Total Cash Provided from (Used for) Operating Activities	18,061,552	19,337,647
Cash Flows from Non-capital Financing Activities:		
Property tax receipts	6,499,551	6,294,079
Property tax collection expense	(69,927)	(60,656)
Emergency Recovery Efforts - Disaster Related	-	(161,745)
Total Cash Provided from (Used for) Non-capital Financing Activities	6,429,624	6,071,678
Cash Flows from Capital Financing Activities:		
Principal payments under debt obligations	(5,195,000)	(4,990,000)
Interest and fees paid under debt obligations	(8,732,545)	(8,674,180)
Proceeds from sale of long-term debt obligations	55,800,000	-
Land, capital improvement, and equipment purchases	(27,598,953)	(34,029,222)
Other capital acquisition (costs) or recoveries, extraordinary	-	-
Capital contributions	(20,307,949)	(1,361,161)
Gants received	3,877,624	151,641
Proceeds from sale/disposal of capital assets	-	-
Total Cash Provided from (Used for) Capital Financing Activities	(2,156,823)	(48,902,922)
Cash Flows from Investing Activities:		
Investment earnings	2,033,736	1,081,046
Change in FMV of marketable investment securities	857,709	(968,590)
Total Cash Provided from (Used for) Investing Activities	2,891,445	112,456
Net Increase(Decrease) in Cash and Cash Equivalents	25,225,798	(23,381,141)
Cash and Cash Equivalents at Beginning of Period	81,177,305	155,440,709
Cash and Cash Equivalents at End of Period	\$ 106,403,103	\$ 132,059,568

NOTES TO FINANCIAL STATEMENTS

Note 1 - Accounts Receivable Aging

0 - 30 days	\$	4,820,487	93%
31 - 60 days		138,313	3%
61 - 90 days		106,922	2%
Over 90 days	\$	113,312	2%
Allowance for uncollectibles		(31,560)	-1%
Net Trade A/R	\$	5,147,474	

Note 2 - Accounts Payable Information

Retainage Withheld	\$	6,087,837
Corps of Engineers*		620,518
Employee Payroll Related		23,910
Accounts Payable		2,831,989
Total A/P	\$	9,564,254

45' Project - \$620,518

Note 3 - Debt Service Information

	Original Amount of Issue	Principal Paid	Issue Outstanding
General Obligation Bonds, Series 2019	\$ 31,795,000	\$ 1,080,000	\$ 30,715,000
General Obligation Bonds, Series 2021	37,135,000	-	37,135,000
General Obligation Bonds, Series 2023	55,800,000	-	55,800,000
Senior Lien Revenue Refunding Bonds, Series 2013A	33,065,000	20,345,000	12,720,000
Senior Lien Revenue and Refunding Bonds, Series 2015A	39,635,000	6,365,000	33,270,000
Senior Lien Revenue and Refunding Bonds, Series 2018	32,865,000	2,795,000	30,070,000
Senior Lien Revenue and Refunding Bonds, Series 2019A	45,200,000	3,345,000	41,855,000
Senior Lien Revenue and Refunding Bonds, Series 2019B	29,480,000	2,290,000	27,190,000
Senior Lien Revenue and Refunding Bonds, Series 2021	29,885,000	-	29,885,000
2014 Equipment Lease Payable	14,100,000	11,017,160	3,082,840
Total Bonds	\$ 348,960,000	\$ 47,237,160	\$ 301,722,840

Less Current Portion of Long-Term Debt Payable	\$	2,193,850
Long-term Debt Payable	\$	299,528,990

Note 4 - Net Asset Information

A Special Reserve for Capital Improvements was created on Oct 22, 2015. A commitment was made to fund this reserve with an amount equal to the total maintenance and operations portion of the Port's tax rate.

Fiscal Year 2016 Amount Funded	\$	3,423,398
Fiscal Year 2017 Amount Funded	\$	3,570,000
Fiscal Year 2018 Amount Funded	\$	3,887,346
Fiscal Year 2019 Amount Funded	\$	4,269,552
Fiscal Year 2020 Amount Funded	\$	4,120,672
Fiscal Year 2021 Amount Funded	\$	3,981,963
Fiscal Year 2022 Amount Funded	\$	3,627,381
Fiscal Year 2023 Amount Funded	\$	3,351,718

PORT FREEPORT
OPERATING EXPENSES BY DEPARTMENT
June 30, 2023

	YEAR TO-DATE	PRIOR YEAR TO-DATE	PRIOR YEAR % OVER (UNDER)	9 MONTHS BUDGET	BUDGET % OVER (UNDER)	TOTAL 2023 BUDGET
COMMISSIONERS						
OPERATING EXPENSES:						
Port salaries/wages	\$ 43,200	\$ 43,200	0%	\$ 46,049	0%	\$ 61,400
Port employee benefits	54,480	55,357	-2%	57,405	0%	76,793
Professional services	44,460	-	0%	34,300	30%	34,300
Training, travel & promotional	41,330	17,210	140%	65,106	-37%	75,900
Supplies	592	84	605%	374	58%	500
Utilities	5,756	5,768	0%	6,039	-5%	8,050
Total Operating Expenses	\$ 189,818	\$ 121,619	56%	\$ 209,273	-9%	\$ 256,943

ADMINISTRATION & FOREIGN TRADE ZONE

OPERATING EXPENSES:						
Port salaries/wages	\$ 923,570	\$ 861,527	7%	\$ 1,143,186	-19%	\$ 1,515,900
Port employee benefits	273,196	255,311	7%	345,038	-21%	536,841
Professional services	627,502	414,791	51%	643,687	-3%	868,450
Training, travel & promotional	82,112	75,082	9%	150,631	-45%	197,400
Supplies	25,672	20,089	28%	24,571	4%	31,300
Utilities	67,460	45,582	48%	54,938	23%	73,250
Business Insurance	1,334,269	1,112,785	20%	1,237,783	8%	1,672,300
Other services & charges	258,955	420,982	-38%	269,174	-4%	359,450
Maintenance & repair	97,133	66,881	45%	286,945	-66%	332,400
Depreciation	6,662,176	5,917,695	13%	7,839,766	-15%	11,106,800
Total Operating Expenses	\$ 10,352,045	\$ 9,190,725	13%	\$ 11,995,719	-14%	\$ 16,694,091

ENGINEERING

OPERATING EXPENSES:						
Port salaries/wages	\$ 316,972	\$ 299,606	6%	\$ 342,076	-7%	\$ 456,100
Port employee benefits	113,370	103,759	9%	112,350	1%	177,458
Professional services	21,004	34,698	-39%	52,504	-60%	70,000
Training, travel & promotional	8,167	6,223	31%	22,189	-63%	29,500
Supplies	2,493	2,068	21%	4,462	-44%	5,950
Utilities	6,574	5,156	28%	5,552	18%	7,400
Other services & charges	3,870	120	3125%	5,705	-32%	7,600
Maintenance & repair	1,259	184	584%	378	233%	500
Total Operating Expenses	\$ 473,709	\$ 451,814	5%	\$ 545,216	-13%	\$ 754,508

OPERATIONS

OPERATING EXPENSES:						
Port salaries/wages	\$ 1,267,536	\$ 1,012,968	25%	\$ 1,310,422	-3%	\$ 1,762,486
Port employee benefits	406,273	358,748	13%	447,932	-9%	687,050
Professional services	84,899	11,355	648%	5,000	1598%	5,000
Training, travel & promotional	22,804	15,496	47%	24,653	-8%	31,000
Supplies	74,263	64,589	15%	62,557	19%	81,450
Utilities	487,498	399,969	22%	524,364	-7%	699,150
Other services & charges	49,238	48,052	2%	50,695	-3%	70,700
Maintenance & repair	833,169	792,821	5%	691,805	20%	820,100
Total Operating Expenses	\$ 3,225,680	\$ 2,703,998	19%	\$ 3,117,428	3%	\$ 4,156,936

PORT FREEPORT
OPERATING EXPENSES BY DEPARTMENT
June 30, 2023

	YEAR	PRIOR YEAR	PRIOR YEAR	9	BUDGET	TOTAL
	TO-DATE	TO-DATE	% OVER (UNDER)	MONTHS BUDGET	% OVER (UNDER)	2023 BUDGET
<u>BUSINESS DEVELOPMENT</u>						
OPERATING EXPENSES:						
Port salaries/wages	\$ 311,687	\$ 269,297	16%	\$ 370,686	-16%	\$ 494,250
Port employee benefits	100,205	94,535	6%	134,472	-25%	204,321
Professional services	3,312	4,269	-22%	-	0%	-
Training, travel & promotional	203,235	210,226	-3%	448,818	-55%	530,200
Supplies	3,910	2,677	46%	3,761	4%	4,850
Utilities	6,991	5,472	28%	7,086	-1%	9,450
Other services & charges	15,995	14,497	10%	18,563	-14%	24,750
Maintenance & repair	-	-	0%	-	0%	-
Total Operating Expenses	\$ 645,335	\$ 600,973	7%	\$ 983,386	-34%	\$ 1,267,821

PROTECTIVE SERVICES

OPERATING EXPENSES:						
Port salaries/wages	\$ 97,334	\$ 91,546	6%	\$ 148,048	-34%	\$ 204,064
Port employee benefits	26,364	26,107	1%	42,168	-37%	67,337
Professional services	1,591,717	1,297,647	23%	1,478,215	8%	1,970,950
Training, travel & promotional	2,399	2,001	20%	12,003	-80%	15,900
Supplies	38,376	36,268	6%	41,122	-7%	52,150
Utilities	30,620	26,847	14%	43,203	-29%	57,600
Other services & charges	27,505	28,314	-3%	30,825	-11%	41,100
Maintenance & repair	93,902	71,026	32%	54,451	72%	72,400
Total Operating Expenses	\$ 1,908,217	\$ 1,579,756	21%	\$ 1,850,035	3%	\$ 2,481,501

CONSOLIDATED - TOTAL

OPERATING EXPENSES:						
Port salaries/wages	\$ 2,960,299	2,578,144	15%	\$ 3,360,467	-12%	\$ 4,494,200
Port employee benefits	973,888	893,817	9%	1,139,365	-15%	1,749,800
Professional services	2,372,894	1,762,760	35%	2,213,706	7%	2,948,700
Training, travel & promotional	360,047	326,238	10%	723,400	-50%	879,900
Supplies	145,306	125,775	16%	136,847	6%	176,200
Utilities	604,899	488,794	24%	641,182	-6%	854,900
Business Insurance	1,334,269	1,112,785	20%	1,237,783	8%	1,672,300
Other services & charges	355,563	511,965	-31%	374,962	-5%	503,600
Maintenance & repair	1,025,463	930,912	10%	1,033,579	-1%	1,225,400
Depreciation	6,662,176	5,917,695	13%	7,839,766	-15%	11,106,800
Total Operating Expenses	\$ 16,794,804	\$ 14,648,885	15%	\$ 18,701,057	-10%	\$ 25,611,800

PORT FREEPORT - VELASCO TERMINAL ONLY

STATEMENT OF REVENUES AND EXPENSES

June 30, 2023

	YEAR TO DATE	PRIOR YEAR TO DATE	% OVER (UNDER)	9 MONTHS BUDGET	% OVER (UNDER)	TOTAL 2023 BUDGET
OPERATING REVENUES:						
Wharfage	\$ 1,359,789	\$ 1,264,863	8%	\$ 1,207,017	13%	\$ 1,609,358
Dockage & deep water berth	534,116	600,497	-11%	465,093	15%	620,126
Equipment & pallet use fees	1,002,315	911,810	10%	828,729	21%	1,104,979
Facility use fees	93,012	369,313	-75%	-	0%	-
Security Fees	174,484	178,399	-2%	213,849	-18%	285,134
Other Customer Service Fees	282,934	269,290	5%	332,325	-15%	443,100
Ground leases	276,696	282,750	-2%	74,745	270%	99,660
Total Operating Revenues	3,723,346	3,876,922	-4%	3,121,758	19%	4,162,357
OPERATING EXPENSES:						
Port salaries/wages	255,878	173,809	47%	206,316	24%	281,328
Port employee benefits	70,800	45,166	57%	59,949	18%	95,899
Professional services	25,236	-	0%	-	0%	-
Training, travel, and promotional	-	-	0%	900	-100%	1,200
Supplies	55	-	0%	-	0%	-
Utilities	88,733	83,287	7%	117,339	-24%	156,450
Business Insurance	310,642	245,362	27%	290,371	7%	393,694
Maintenance & repair	356,110	459,204	-22%	279,116	28%	318,450
Depreciation	2,157,011	2,142,487	1%	2,759,301	-22%	4,332,850
Total Operating Expenses	3,264,465	3,149,315	4%	3,713,292	-12%	5,579,871
OPERATING INCOME (LOSS)	458,881	727,607	37%	(591,534)	178%	(1,417,514)
NON-OPERATING REVENUES (EXPENSES)						
Debt interest and fees	(1,389,090)	(1,490,542)	-7%	(2,475,810)	-44%	(3,302,248)
Total Non-Operating Revenue (Expenses)	(1,389,090)	(1,490,542)	-7%	(2,475,810)	-44%	(3,302,248)
CHANGE IN NET POSITION	\$ (930,209)	\$ (762,935)	22%	\$ (3,067,344)	-70%	\$ (4,719,762)

PORT FREEPORT
Port Improvement Projects Summary
June 30, 2023

Project	Contract Award	Change Orders	Total Contract	Current Year Budget	Incurred to Date FY 2023	CIP Prior Years	Incurred to Date Total	Balance to Finish
Velasco Term Phase II - Berth 8	133,858,897.88	(13,283,496.98)	120,575,400.90	23,000,000.00	12,739,798.10	105,264,205.17	118,004,003.27	2,571,397.63
EDSA	4,146,923.24	589,830.00	4,736,753.24		395,164.90	4,179,988.94	4,575,153.84	161,599.40
Construction	129,677,607.30	(13,873,326.98)	115,804,280.32		12,344,633.20	101,049,848.89	113,394,482.09	2,409,798.23
Other not in contract	34,367.34	0.00	34,367.34		0.00	34,367.34	34,367.34	0.00
RORO Ramp - Berth 8	24,928,632.25	392,100.00	25,320,732.25	0.00	5,867,538.26	19,519,570.24	25,387,108.50	(66,376.25)
EDSA	53,944.25	392,100.00	446,044.25		240,317.60	272,102.90	512,420.50	(66,376.25)
Construction	24,874,688.00	0.00	24,874,688.00		5,627,220.66	19,247,467.34	24,874,688.00	0.00
Other not in contract	0.00	0.00	0.00		0.00	0.00	0.00	0.00
VT- North Gate Entrance	350,134.00	0.00	350,134.00	5,563,750.00	0.00	0.00	0.00	350,134.00
EDSA	350,134.00	0.00	350,134.00		0.00	0.00	0.00	350,134.00
Construction	0.00	0.00	0.00		0.00	0.00	0.00	0.00
Other not in contract	0.00	0.00	0.00		0.00	0.00	0.00	0.00
VT- Access Project	1,196,718.00	0.00	1,196,718.00	9,028,950.00	1,100.00	0.00	1,100.00	1,195,618.00
EDSA	1,196,718.00	0.00	1,196,718.00		1,100.00	0.00	1,100.00	1,195,618.00
Construction	0.00	0.00	0.00		0.00	0.00	0.00	0.00
Other not in contract	0.00	0.00	0.00		0.00	0.00	0.00	0.00
VT- Refrigerated Cross Dock	0.00	0.00	0.00	13,705,950.00	0.00	0.00	0.00	0.00
EDSA	0.00	0.00	0.00		0.00	0.00	0.00	0.00
Construction	0.00	0.00	0.00		0.00	0.00	0.00	0.00
Other not in contract	0.00	0.00	0.00		0.00	0.00	0.00	0.00
Land & Improvements	584,278.38	0.00	584,278.38	4,000,000.00	584,278.38	0.00	584,278.38	0.00
EDSA	0.00	0.00	0.00		0.00	0.00	0.00	0.00
Construction	0.00	0.00	0.00		0.00	0.00	0.00	0.00
Other not in contract	584,278.38	0.00	584,278.38		584,278.38	0.00	584,278.38	0.00
Parcel 14 Rail Development Phase II	9,670,314.00	0.00	9,670,314.00	10,521,050.00	8,067,430.63	184,127.34	8,251,557.97	1,418,756.03
EDSA	407,412.00	0.00	407,412.00		156,030.65	184,127.34	340,157.99	67,254.01
Construction	9,262,902.00	0.00	9,262,902.00		7,911,399.98	0.00	7,911,399.98	1,351,502.02
Other not in contract	0.00	0.00	0.00		0.00	0.00	0.00	0.00
Pumpstation 1400 E Floodgate & P14 Drainage	1,444,585.61	0.00	1,444,585.61	575,000.00	660.61	1,440.00	2,100.61	1,442,485.00
EDSA	0.00	0.00	0.00		0.00	0.00	0.00	0.00
Construction	1,442,485.00	0.00	1,442,485.00		0.00	0.00	0.00	1,442,485.00
Other not in contract	2,100.61	0.00	2,100.61		660.61	1,440.00	2,100.61	0.00
M & R - Joint Repairs	0.00	0.00	0.00	20,000.00	0.00	0.00	0.00	0.00
EDSA	0.00	0.00	0.00		0.00	0.00	0.00	0.00
Construction	0.00	0.00	0.00		0.00	0.00	0.00	0.00
Other not in contract	0.00	0.00	0.00		0.00	0.00	0.00	0.00
M & R - Railroad Track Renovations	0.00	0.00	0.00	25,000.00	0.00	0.00	0.00	0.00
EDSA	0.00	0.00	0.00		0.00	0.00	0.00	0.00
Construction	0.00	0.00	0.00		0.00	0.00	0.00	0.00
Other not in contract	0.00	0.00	0.00		0.00	0.00	0.00	0.00
M & R - Roads	0.00	0.00	0.00	0.00	0.00	0.00	0.00	0.00
EDSA	0.00	0.00	0.00		0.00	0.00	0.00	0.00
Construction	0.00	0.00	0.00		0.00	0.00	0.00	0.00
Other not in contract	0.00	0.00	0.00		0.00	0.00	0.00	0.00
Gate 8 Renovations	196,728.23	0.00	196,728.23	300,000.00	68,065.15	3,528.00	71,593.15	125,135.08
EDSA	33,600.00	0.00	33,600.00		25,368.00	3,528.00	28,896.00	4,704.00
Construction	162,525.00	0.00	162,525.00		42,093.92	0.00	42,093.92	120,431.08
Other not in contract	603.23	0.00	603.23		603.23	0.00	603.23	0.00
EOC Additional Parking	0.00	0.00	0.00	25,000.00	0.00	0.00	0.00	0.00
EDSA	0.00	0.00	0.00		0.00	0.00	0.00	0.00
Construction	0.00	0.00	0.00		0.00	0.00	0.00	0.00
Other not in contract	0.00	0.00	0.00		0.00	0.00	0.00	0.00
VT Backlands Area IV	528,394.21	0.00	528,394.21	0.00	51,112.60	99,572.65	150,685.25	377,708.96
EDSA	528,388.18	0.00	528,388.18		51,112.60	99,566.62	150,679.22	377,708.96
Construction	0.00	0.00	0.00		0.00	0.00	0.00	0.00
Other not in contract	6.03	0.00	6.03		0.00	6.03	6.03	0.00
Transformer Yard Replacement	4,078.00	0.00	4,078.00	200,000.00	0.00	4,078.00	4,078.00	0.00
EDSA	4,078.00	0.00	4,078.00		0.00	4,078.00	4,078.00	0.00
Construction	0.00	0.00	0.00		0.00	0.00	0.00	0.00
Other not in contract	0.00	0.00	0.00		0.00	0.00	0.00	0.00
Fence Razor Wire Upgrade	0.00	0.00	0.00	60,000.00	0.00	0.00	0.00	0.00
EDSA	0.00	0.00	0.00		0.00	0.00	0.00	0.00
Construction	0.00	0.00	0.00		0.00	0.00	0.00	0.00
Other not in contract	0.00	0.00	0.00		0.00	0.00	0.00	0.00
Portwide Areas Upgrade to Concrete	4,730,450.40	0.00	4,730,450.40	3,400,000.00	1,851.40	0.00	1,851.40	4,728,599.00
EDSA	0.00	0.00	0.00		0.00	0.00	0.00	0.00
Construction	4,728,599.00	0.00	4,728,599.00		0.00	0.00	0.00	4,728,599.00
Other not in contract	1,851.40	0.00	1,851.40		1,851.40	0.00	1,851.40	0.00
Inner Harbor Berth Repairs	240,300.00	0.00	240,300.00	0.00	0.00	113,950.00	113,950.00	126,350.00
EDSA	0.00	0.00	0.00		0.00	0.00	0.00	0.00
Construction	180,500.00	0.00	180,500.00		0.00	54,150.00	54,150.00	126,350.00
Other not in contract	59,800.00	0.00	59,800.00		0.00	59,800.00	59,800.00	0.00
Total				\$ 70,424,700.00	\$ 27,381,835.13	\$ 125,190,471.40	\$ 152,572,306.53	\$ 12,269,807.45

PORT FREEPORT
QUARTERLY INVESTMENT SUMMARY
June 30, 2023

Unrestricted Resources: The \$27.7 million portfolio (market value) of unrestricted resources is structured to have funds available to meet anticipated capital expenditures and monthly Port operating requirements, if needed. In the current portfolio all of the investments have maturities of less than six months. The portfolio composition is primarily Federal Treasury securities and money market funds. Investments have been made with the intent to hold them until maturity.

Restricted Resources: The \$75.9 million portfolio (market value) includes bond reserve requirements of \$15 million, restricted funds of \$12.3 thousand in the U.S. Army Corps of Engineers (Corps) escrow accounts, \$18.1 million of capital improvements reserve, and \$42.7 million in 2023 General Obligation Bond project funds. The portfolio of restricted resources is structured to provide the liquidity needed to make scheduled bond payments from interest and sinking accounts, commission approved capital improvements, and to meet the requirements of the Corps projects. The current portfolio has ninety-three percent of the investments having maturities less than six months, and seven percent maturing in over twelve months. The portfolio composition is primarily Federal Treasury & Agency securities, and money market funds. Investments have been made with the intent to hold them until maturity. The Senior Lien Revenue Refunding Bonds, Series 2013A, Senior Lien Revenue and Refunding Bonds, Series 2015A, Senior Lien Revenue Refunding Bonds, Series 2018, Senior Lien Revenue Bonds Series 2019A and 2019B, and Senior Lien Revenue Bonds Series 2021 principal and interest payments totaling \$9,030,634.75 was made on May 18th. Following is a summary of the total portfolio activity for the quarter ended June 30, 2023:

Investments	Face Value	Market	Ratio	Weighted Avg. Yield	Weighted Avg. Maturity (Days)	Benchmark Yield
Beginning of Period	\$130,152,148	\$129,510,004	.995	4.52%	165.51	4.693%
Purchases	24,418,532					
Maturities	50,366,732					
Sales	0					
End of Period	<u>\$104,203,948</u>	\$103,613,513	.994	4.81%	54.02	5.284%

Total accrued interest at end of period: \$13,934

The fund portfolio is in compliance with the Port's investment policy, as amended July 1, 2023, and the Public Funds Investment Act. See attached supporting schedule of investments.


Rob Lowe, Chief Financial Officer


Mary Campus, Controller

PORT COMMISSION

PORT FREEPORT
QUARTERLY INVESTMENT REPORT
6/30/23

Type Sec.	Broker Code	Purchase Date	Maturity Date	Interest Rate	Yield	3/31/23 Face Value	3/31/23 Amortized Cost	3/31/23 Fair Market Value	Purchases	Sales/ Maturities	6/30/23 Face Value	6/30/23 Amortized Cost	6/30/23 Fair Market Value
<i>OPERATING FUNDS:</i>													
MM	HS	-	-	1.663	1.663	4,639.68	4,639.68	4,639.68		3,217.53	1,422.15	1,422.15	1,422.15
MM	TP	-	-	5.091	5.091	12,744,170.94	12,744,170.94	12,744,170.94	5,598,297.80		18,342,468.74	18,342,468.74	18,342,468.74
MM	TP	-	-	5.091	5.091	952,789.00	952,789.00	952,789.00	279,036.05		1,231,825.05	1,231,825.05	1,231,825.05
TNOTE	HS	3/30/2023	5/23/2023	-	3.989	6,180,000.00	6,143,836.89	6,143,836.89		6,180,000.00	0.00	0.00	0.00
TNOTE	HS	3/28/2023	7/5/2023	-	4.702	4,065,000.00	4,015,490.76	4,014,029.09			4,065,000.00	4,062,421.40	4,062,117.22
AG	HS	2/28/2023	8/28/2023	-	4.983	2,063,000.00	2,020,983.57	2,019,015.11			2,063,000.00	2,046,193.44	2,044,255.58
TNOTE	HS	2/3/2023	8/31/2023	1.375	4.680	2,030,000.00	2,002,715.64	2,001,672.32			2,030,000.00	2,018,943.60	2,017,117.50
TOTAL ENTERPRISE FUND -UNRESTRICTED						<u>28,039,599.62</u>	<u>27,884,626.48</u>	<u>27,880,153.03</u>	<u>5,877,333.85</u>	<u>6,183,217.53</u>	<u>27,733,715.94</u>	<u>27,703,274.38</u>	<u>27,699,206.24</u>

INVESTMENT SUMMARY:

MM	19,575,715.94	70.58%
C.D.	0.00	0.00%
TREASURY	6,095,000.00	21.98%
AGENCY	2,063,000.00	7.44%
TX MUNICIPAL	0.00	0.00%
	<u>27,733,715.94</u>	

WEIGHTED AVERAGE YIELD 5.00 %

BENCHMARK - 3 MO. TBILL 5.284 %

BROKER CODE:
HS = HILLTOP SECURITIES
FNB =FIRST NATIONAL BANK
TGB = TEXAS GULF BANK
TP = TEXPOOL

LIQUIDITY SUMMARY:

0-1 MONTH	23,640,715.94	85.24%
1-6 MONTHS	4,093,000.00	14.76%
6-12 MONTHS	0.00	0.00%
OVER 12 MONTHS	<u>0.00</u>	0.00%
	<u>27,733,715.94</u>	

Type Sec.	Broker Code	Purchase Date	Maturity Date	Interest Rate	Yield	3/31/23 Face Value	3/31/23 Amortized Cost	3/31/23 Fair Market Value	Purchases	Sales/ Maturities	6/30/23 Face Value	6/30/23 Amortized Cost	6/30/23 Fair Market Value
RESTRICTED													
<i>CAPITAL IMPROVEMENTS:</i>													
MM	HS	-	-	1.663	1.663	116.62	116.62	116.62	4,990.20		5,106.82	5,106.82	5,106.82
MM	TP	-	-	5.091	5.091	119,246.53	119,246.53	119,246.53	5,023,640.51		5,142,887.04	5,142,887.04	5,142,887.04
TNOTE	HS	11/22/2022	5/26/2023	-	4.607	17,915,000.00	17,789,594.99	17,776,970.84		17,915,000.00	0.00	0.00	0.00
TNOTE	HS	5/26/2023	8/31/2023	-	5.241	0.00	0.00	0.00	6,085,000.00		6,085,000.00	6,031,715.48	6,030,557.81
TNOTE	HS	5/26/2023	10/26/2023	-	5.351	0.00	0.00	0.00	7,065,000.00		7,065,000.00	6,945,779.75	6,941,819.53
TOTAL CAPITAL IMPROVEMENTS						18,034,363.15	17,908,958.14	17,896,333.99	18,178,630.71	17,915,000.00	18,297,993.86	18,125,489.09	18,120,371.20
<i>45 FOOT PROJECT FUNDS RESTRICTED:</i>													
MM	TGB	-	-	4.960	4.960	10,142.41	10,142.41	10,142.41		12.40	10,130.01	10,130.01	10,130.01
TOTAL 45 FOOT PROJECT FUNDS -RESTRICTED						10,142.41	10,142.41	10,142.41	0.00	12.40	10,130.01	10,130.01	10,130.01
<i>FREEPORT HARBOR NAVIGATION PROJECT FEASIBILITY STUDY FUND RESTRICTED:</i>													
MM	FNB	-	-	0.010	0.010	1,098.47	1,098.47	1,098.47	0.04		1,098.51	1,098.51	1,098.51
TOTAL FREEPORT HARBOR NAVIGATION PROJECT FEASIBILITY STUDY FUND						1,098.47	1,098.47	1,098.47	0.04	0.00	1,098.51	1,098.51	1,098.51
<i>FREEPORT HARBOR ASSUMPTION OF OPERATIONS AND MAINTENANCE FUND RESTRICTED:</i>													
MM	FNB	-	-	0.010	0.010	1,041.84	1,041.84	1,041.84	0.04		1,041.88	1,041.88	1,041.88
TOTAL FREEPORT HARBOR ASSUMPTION OF OPS & MAINTENANCE FUND						1,041.84	1,041.84	1,041.84	0.04	0.00	1,041.88	1,041.88	1,041.88
<i>INTEREST & SINKING:</i>													
MM	TP2013A Debt Service	-	-	5.091	5.091	3,433,500.12	3,433,500.12	3,433,500.12		2,057,987.62	1,375,512.50	1,375,512.50	1,375,512.50
MM	TP-G.O. Bond I & S	-	-	5.091	5.091	1,802,732.37	1,802,732.37	1,802,732.37	322,008.04		2,124,740.41	2,124,740.41	2,124,740.41
MM	TP-'18 I & S	-	-	5.091	5.091	2,419,444.06	2,419,444.06	2,419,444.06		946,579.02	1,472,865.04	1,472,865.04	1,472,865.04
MM	TP-'15 I & S	-	-	5.091	5.091	2,980,625.54	2,980,625.54	2,980,625.54		1,212,716.44	1,767,909.10	1,767,909.10	1,767,909.10
MM	TP-'21 Rev Bond I & S	-	-	5.091	5.091	558,737.90	558,737.90	558,737.90		438,411.14	120,326.76	120,326.76	120,326.76
MM	TP-'19A Rev Bond I & S	-	-	5.091	5.091	2,094,651.85	2,094,651.85	2,094,651.85		1,318,598.00	776,053.85	776,053.85	776,053.85
MM	TP-'19B Rev Bond I & S	-	-	5.091	5.091	1,232,919.05	1,232,919.05	1,232,919.05		798,317.57	434,601.48	434,601.48	434,601.48
TOTAL INTEREST & SINKING						14,522,610.89	14,522,610.89	14,522,610.89	322,008.04	6,772,609.79	8,072,009.14	8,072,009.14	8,072,009.14
<i>2013A SENIOR LIEN REFUNDING BOND RESERVE FUND - RESTRICTED:</i>													
MM	HS	-	-	1.663	1.663	8,433.69	8,433.69	8,433.69	2,938.98		11,372.67	11,372.67	11,372.67
AG	HS	10/29/20	11/02/23	0.290	0.315	420,000.00	419,938.19	408,181.32			420,000.00	419,964.28	412,621.63
TNOTE	HS	10/29/21	10/15/24	0.625	0.760	418,000.00	417,140.37	395,418.69			418,000.00	417,279.06	394,156.20
TNOTE	HS	03/29/22	11/30/25	0.375	2.550	525,000.00	496,054.36	478,952.20			525,000.00	498,753.18	473,202.05
TNOTE	HS	04/01/21	02/28/26	0.500	0.877	247,000.00	244,287.66	224,643.92			247,000.00	244,519.65	221,541.12
<i>2015A SENIOR LIEN REVENUE & REFUNDING BONDS - RESTRICTED:</i>													
MM	HS	-	-	1.663	1.663	7,215.95	7,215.95	7,215.95	2,570.86		9,786.81	9,786.81	9,786.81
AG	HS	10/29/20	11/02/23	0.290	0.315	855,000.00	854,873.97	830,940.55			855,000.00	854,927.06	839,979.74
TNOTE	HS	10/29/21	10/15/24	0.625	0.760	279,000.00	278,426.25	263,927.79			279,000.00	278,518.83	263,085.12
TNOTE	HS	03/31/21	12/31/25	0.375	0.874	227,000.00	223,896.62	206,606.26			227,000.00	224,175.53	204,040.79
<i>2018 SENIOR LIEN REVENUE REFUNDING BONDS - RESTRICTED:</i>													
MM	HS	-	-	1.663	1.663	39,398.95	39,398.95	39,398.95	8,689.17		48,088.12	48,088.12	48,088.12
AG	HS	10/29/20	11/02/23	0.290	0.315	35,000.00	34,994.00	34,015.11			35,000.00	34,996.09	34,385.14
TNote	HS	06/18/21	12/31/24	1.750	0.552	970,000.00	990,152.17	930,779.94			970,000.00	987,291.25	923,059.39
<i>2019A SENIOR LIEN REVENUE BONDS - RESTRICTED:</i>													
MM	HS	-	-	1.663	1.663	54,088.79	54,088.79	54,088.79	17,607.00		71,695.79	71,695.79	71,695.79
TNOTE	HS	10/29/21	10/15/24	0.625	0.760	53,000.00	52,891.01	50,136.82			53,000.00	52,908.60	49,976.74
TNOTE	HS	01/08/20	12/31/25	2.625	1.671	1,312,000.00	1,344,704.49	1,270,470.06			1,312,000.00	1,341,749.08	1,248,160.42

Type Sec.	Broker Code	Purchase Date	Maturity Date	Interest Rate	Yield	3/31/23 Face Value	3/31/23 Amortized Cost	3/31/23 Fair Market Value	Purchases	Sales/ Maturities	6/30/23 Face Value	6/30/23 Amortized Cost	6/30/23 Fair Market Value
<i>2019B SENIOR LIEN REVENUE BONDS - RESTRICTED:</i>													
MM	HS	-	-	1.663	1.663	52,136.65	52,136.65	52,136.65	8,706.21		60,842.86	60,842.86	60,842.86
TNOTE	HS	1/8/2020	12/31/23	2.250	1.592	755,000.00	758,624.50	741,344.08			755,000.00	757,429.45	743,399.65
<i>2021 SENIOR LIEN REVENUE BONDS - RESTRICTED:</i>													
MM	HS	-	-	1.663	1.663	12,476.43	12,476.43	12,476.43	47.62		12,524.05	12,524.05	12,524.05
AG	HS	8/26/2021	06/26/25	0.670	0.677	1,060,000.00	1,059,845.20	975,915.17			1,060,000.00	1,059,862.43	970,089.74
TOTAL BOND RESERVE FUNDS						7,329,750.46	7,349,579.25	6,985,082.37	40,559.84	0.00	7,370,310.30	7,386,684.79	6,992,008.03
<i>BOND PROJECT FUNDS- RESTRICTED FOR CAPITAL IMPROVEMENTS:</i>													
MM	TP-2021 G.O.BOND FUNDS			5.091	5.091	6,391,563.23	6,391,563.23	6,391,563.23		6,391,563.23	0.00	0.00	0.00
MM	TP-2023 G.O.BOND FUNDS			5.091	5.091	55,821,977.83	55,821,977.83	55,821,977.83		13,104,329.72	42,717,648.11	42,717,648.11	42,717,648.11
TOTAL BOND PROJECT FUNDS						62,213,541.06	62,213,541.06	62,213,541.06	0.00	19,495,892.95	42,717,648.11	42,717,648.11	42,717,648.11
TOTAL ENTERPRISE FUND RESTRICTED						102,112,548.28	102,006,972.06	101,629,851.03	18,541,198.67	44,183,515.14	76,470,231.81	76,314,101.53	75,914,306.88

INVESTMENT SUMMARY:

M MARKET	56,164,231.81	73.45%
C.D.	0.00	0.00%
TREASURY	17,936,000.00	23.45%
AGENCY	2,370,000.00	3.10%
TX MUNICIPAL	0.00	0.00%
	<u>76,470,231.81</u>	

WEIGHTED AVERAGE YIELD 4.74 %

BENCHMARK - 3 MO. TBILL 5.284 %

LIQUIDITY SUMMARY:

0-1 MONTH	56,164,231.81	73.44%
1-6 MONTHS	15,215,000.00	19.90%
6-12 MONTHS	0.00	0.00%
OVER 12 MONTHS	5,091,000.00	6.66%
	<u>76,470,231.81</u>	

Vendor Expenditure

Period: 06/01/23..06/30/23

Port Freeport

Thursday, July 13, 2023

Page 1

FREEPORTMARY

This report also includes bank accounts that only have balances.

Bank Account: Date Filter: 06/01/23..06/30/23

Check Ledger Entry:

Check No.	Check Date	Vendor No.	Vendor Name	Check Amount	
Invoice No.	PO No.	GL Account Name	Line Description	Line Amount	
92579	06/06/23	V00004	City of Freeport	1,474.69	
127296	124761		Water & Gas	68.24	
127297	124762		Water & Gas	682.20	
127298	124763		Water & Gas	494.01	
127299	124764		Water & Gas	230.24	
			Line Amount Total	1,474.69	
92580	06/06/23	V00007	Office Universe, Inc.	34.05	
127207	124662		Office Supplies	34.05	
			Line Amount Total	34.05	
92581	06/06/23	V00011	Gulftex Vending	118.90	
127328	124790		Office Supplies	118.90	
			Line Amount Total	118.90	
92582	06/06/23	V00012	FedEx	19.90	
127279	124754		Postage and Freight	12.10	
127279	124754		Postage and Freight	7.80	
			Line Amount Total	19.90	
92583	06/06/23	V00017	Donnie Joe Evans	100.00	
127323	124779		Telephone	100.00	
			Line Amount Total	100.00	
92584	06/06/23	V00018	David Lopez	60.00	
127322	124776		Telephone	60.00	
			Line Amount Total	60.00	
92585	06/06/23	V00021	Gulf Coast Paper Company	1,231.32	
127280	124742		Office Supplies	238.88	
127280	124742		Office Supplies	119.45	
127280	124742		Office Supplies	29.86	
127280	124742		Office Supplies	119.45	
127280	124742		Office Supplies	119.45	
127201	124675		Office Supplies	604.23	
			Line Amount Total	1,231.32	
92586	06/06/23	V00026	Lowe's	905.23	
127333	124786		M&R Bldgs-Gate 4	70.19	
127333	124786		M&R Transit Shed-T.S. 1	835.04	
			Line Amount Total	905.23	
92587	06/06/23	V00029	Texas Association of Counties	9,321.00	
125783	123314		Prepaid Insurance	9,321.00	
			Line Amount Total	9,321.00	
92588	06/06/23	V00032	Matheson Tri Gas	283.79	
127204	124669		Maint and Operations Supplies	283.79	
			Line Amount Total	283.79	
92589	06/06/23	V00038	Killum Pest Control	329.00	
127281	124757		M&R Warehouse-Warehouse 51	329.00	
			Line Amount Total	329.00	

Vendor Expenditure

Period: 06/01/23..06/30/23

Port Freeport

Thursday, July 13, 2023

Page 2

FREEPORTMARY

Check No.	Check Date	Vendor No.	Vendor Name	Check Amount	
	Invoice No.	PO No.	GL Account Name	Line Description	Line Amount
92590	06/06/23	V00044	Ready Refresh	434.62	
	127300	124752		Office Supplies	70.43
	127300	124752		Office Supplies	35.21
	127300	124752		Office Supplies	8.80
	127300	124752		Office Supplies	35.21
	127300	124752		Office Supplies	249.76
	127300	124752		Office Supplies	35.21
				Line Amount Total	434.62
92591	06/06/23	V00046	Sprint Waste Services	522.90	
	127288	124732		Contract Services	522.90
				Line Amount Total	522.90
92592	06/06/23	V00062	AT&T Mobility	800.49	
	127274	124753		Telephone	119.06
	127274	124753		Telephone	231.09
	127274	124753		Telephone	99.06
	127292	124766		Telephone	87.82
	127292	124766		Telephone	219.55
	127292	124766		Telephone	43.91
				Line Amount Total	800.49
92593	06/06/23	V00067	Quill Corporation	164.76	
	127208	124668		Office Supplies	53.00
	127246	124720		Office Supplies	73.98
	127285	124755		Office Supplies	37.78
				Line Amount Total	164.76
92594	06/06/23	V00068	Randy Aparicio	60.00	
	127335	124777		Telephone	60.00
				Line Amount Total	60.00
92595	06/06/23	V00070	Darlene Winkler	117.90	
	127321	124774		Community Event-TACFT	117.90
				Line Amount Total	117.90
92596	06/06/23	V00071	Verizon Wireless	436.22	
	127291	124765		Telephone	62.99
	127291	124765		Telephone	69.31
	127291	124765		Telephone	151.96
	127302	124768		Telephone	75.98
	127302	124768		Telephone	37.99
	127302	124768		Telephone	37.99
				Line Amount Total	436.22
92597	06/06/23	V00075	Vicki L. Smith	75.00	
	127265	124735		Telephone	75.00
				Line Amount Total	75.00
92598	06/06/23	V00081	John Hoss	1,015.70	
	127272	124725		Governmental Relations Travel	1,015.70
				Line Amount Total	1,015.70
92599	06/06/23	V00082	Shane Pirtle	91.70	
	127269	124726		Governmental Relations Travel	91.70
				Line Amount Total	91.70

Vendor Expenditure

Period: 06/01/23..06/30/23

Port Freeport

Thursday, July 13, 2023

Page 3

FREEPORTMARY

Check No.	Check Date	Vendor No.	Vendor Name	Check Amount	
Invoice No.	PO No.	GL Account Name	Line Description	Line Amount	
92600	06/06/23	V00083	Jason Hull	136.75	
127329	124772		Telephone		136.75
			Line Amount Total		136.75
92601	06/06/23	V00084	Crain, Caton & James	67,427.58	
127305	124736		Legal Fees		62,068.50
127305	124736		Legal Fees		137.50
127306	124737		Legal Fees		5,206.50
127306	124737		Legal Fees		15.08
			Line Amount Total		67,427.58
92602	06/06/23	V00085	Moffatt & Nichol	95,000.35	
127311	109484		Professional Services for the Velasco Terminal		
127311	109484		Berths 8 & 9		
127311	109484		Construction in Progress		47,165.60
127311	109484		Board Approved 1/24/19		
127311	109484		Change Order #1		
127311	109484		Construction in Progress		27,474.90
127311	109484		Board Approved 1/28/2021		
127312	117346		Construction in Progress		20,359.85
127312	117346		Board Approved 3/25/2021		
			Line Amount Total		95,000.35
92603	06/06/23	V00090	Cordoba Law Firm, P.L.L.C.	1,618.00	
127304	124740		Construction in Progress		1,618.00
			Line Amount Total		1,618.00
92604	06/06/23	V00095	Swisher & Swisher	1,000.00	
127263	118205		M&R Other-Mowing, Weed Control Etc		1,000.00
127263	118205		Annual Herbicide Application for Designated Areas		
127263	118205		7/01/21 - 6/30/23		
127263	118205		Two Year Service		
			Line Amount Total		1,000.00
92605	06/06/23	V00096	Centerpoint Energy	25.97	
127320	124771		Water & Gas		25.97
			Line Amount Total		25.97
92606	06/06/23	V00098	Suburban Propane	203.29	
127289	124731		Fuel/Oil		203.29
			Line Amount Total		203.29
92607	06/06/23	V00101	Sunstates Security, LLC	37,275.85	
127273	124723		Security Service Fees		1,012.38
127290	124745		Security Service Fees		133.06
127318	124743		Security Service Fees		35,023.59
127319	124744		Security Service Fees		1,106.82
			Line Amount Total		37,275.85
92608	06/06/23	V00104	Donald Mullett	3,570.89	
127325	124778		Telephone		100.00
127339	124780		M&R TOE-General Terminal Ops Equip & Tools		221.97
127339	124780		Inventory- Spare Parts ZPMC Cranes		3,248.92
			Line Amount Total		3,570.89
92609	06/06/23	V00112	Tricia Vela	201.21	
127338	124769		Telephone		75.00

Vendor Expenditure

Period: 06/01/23..06/30/23

Port Freeport

Thursday, July 13, 2023

Page 4

FREEPORTMARY

Check No.	Check Date	Vendor No.	Vendor Name	Check Amount	
Invoice No.	PO No.	GL Account Name	Line Description		Line Amount
127338	124769		Community Event-TACFT		41.92
127338	124769		Sales/Promotion Travel		1.70
127338	124769		Community Events		82.59
			Line Amount Total		201.21
92610	06/06/23	V00114	AT&T:171-799-3737 001	725.62	
127294	124767		Telephone		141.60
127294	124767		Telephone		70.82
127294	124767		Telephone		282.99
127294	124767		Telephone		17.71
127294	124767		Telephone		70.89
127294	124767		Telephone		17.71
127294	124767		Telephone		17.71
127294	124767		Telephone		35.41
127294	124767		Telephone		70.78
			Line Amount Total		725.62
92611	06/06/23	V00116	Randy Thompson	60.00	
127336	124775		Telephone		60.00
			Line Amount Total		60.00
92612	06/06/23	V00214	McFarland PLLC	23,996.42	
127310	124741		Construction in Progress		23,075.00
127310	124741		Construction in Progress		921.42
			Line Amount Total		23,996.42
92613	06/06/23	V00217	Rick's Outdoor Power Equipment	91.50	
127337	124783		M&R Groundskeeping Equipment-X-Mark Zero Turn 60"		91.50
			Line Amount Total		91.50
92614	06/06/23	V00235	Brazoria County Hispanic Chamber of Commerce	300.00	
127295	124759		Dues & Memberships & Licenses		300.00
			Line Amount Total		300.00
92615	06/06/23	V00264	Conway Data, Inc.	5,000.00	
127303	124567		FTZ Advertising		5,000.00
127303	124567		Full page ad in Texas Economic Guide		
			Line Amount Total		5,000.00
92616	06/06/23	V00271	Schindler Elevator Corporation	4,503.36	
127316	124623		M&R Bldgs-Security Bldg		375.28
127316	124623		M&R Bldgs-Security Bldg		4,128.08
127316	124623		Ann Maint 5/01/23-4/30/24		
			Line Amount Total		4,503.36
92617	06/06/23	V00285	Shoppa's Farm Supply	1,072.44	
127210	124677		M&R TOE-John Deere Gate HPX615E		349.00
127211	124678		M&R TOE-John Deere Gator		241.15
127211	124678		M&R TOE-John Deere Gator		241.15
127211	124678		M&R TOE-John Deere Gator		241.14
			Line Amount Total		1,072.44
92618	06/06/23	V00328	Matula & Matula Construction, Inc.	1,376.00	
127308	124749		M&R Leased Facilities-Other		1,376.00
127308	124749		Emergency Repairs		
			Line Amount Total		1,376.00

Vendor Expenditure

Period: 06/01/23..06/30/23

Port Freeport

Thursday, July 13, 2023

Page 5

FREEPORTMARY

Check No.	Check Date	Vendor No.	Vendor Name	Check Amount	
	Invoice No.	PO No.	GL Account Name	Line Description	Line Amount
92619	06/06/23	V00330	Southern Tire Mart	1,740.00	
	127286	124733		M&R TOE-Hyster 1050 Container Handler	985.00
	127287	124734		M&R TOE-Hyster 1050 Container Handler	755.00
				Line Amount Total	1,740.00
92620	06/06/23	V00345	Certified Laboratories	752.95	
	127277	124729		M&R TOE-Gantry Crane	109.15
	127277	124729		M&R TOE-Gantry Crane	109.15
	127277	124729		Fuel/Oil	534.65
				Line Amount Total	752.95
92621	06/06/23	V00353	Safety-Kleen Systems, Inc	3,929.63	
	127340	124788		M&R Bldgs-Maintenance Bldg	2,474.84
	127341	124789		Other-Rebill Dole	1,454.79
				Line Amount Total	3,929.63
92622	06/06/23	V00389	Austin Seth	180.97	
	127266	124722		Sales/Promotion Travel	180.97
				Line Amount Total	180.97
92623	06/06/23	V00423	Theriot, Inc.	3,450.00	
	127236	124523		M&R TOE-Gantry Crane	1,725.00
	127236	124523		M&R TOE-Gantry Crane	1,725.00
	127236	124523		Fabricated Line Set Covers	
				Line Amount Total	3,450.00
92624	06/06/23	V00499	Occupational Health Centers of the Southwest, PA	232.00	
	127282	124748		Employment Related	232.00
				Line Amount Total	232.00
92625	06/06/23	V00574	Dan Croft	1,620.19	
	127271	124724		Governmental Relations Travel	1,620.19
				Line Amount Total	1,620.19
92626	06/06/23	V00638	Classic Forms and Products, Inc.	674.38	
	127293	124750		Promotional Items - Commercial	674.38
				Line Amount Total	674.38
92627	06/06/23	V00668	DARE Capital Partners, LLC	2,127.92	
	127307	124727		M&R Other-Mowing, Weed Control Etc	1,469.04
	127307	124727		Contract Labor Expense	658.88
				Line Amount Total	2,127.92
92628	06/06/23	V00729	Kevin R. Hartney	60.00	
	127331	124781		Telephone	60.00
				Line Amount Total	60.00
92629	06/06/23	V00760	eTrac, Inc.	11,000.00	
	127230	124294		Consultant Fees - Other	11,000.00
	127230	124294		Furnish labor, materials, equipment and insurance	
	127230	124294		for 2023 Pre-Hurricane Dock Surveys	
				Line Amount Total	11,000.00
92630	06/06/23	V00865	Surfside Marina	432.92	
	127270	124701		Fuel/Oil	432.92
				Line Amount Total	432.92

Vendor Expenditure

Period: 06/01/23..06/30/23

Port Freeport

Thursday, July 13, 2023

Page 6

FREEPORTMARY

Check No.	Check Date	Vendor No.	Vendor Name	Check Amount	
Invoice No.	PO No.	GL Account Name	Line Description	Line Amount	
92631	06/06/23	V00880	Christine Lewis	75.00	
127332	124773		Telephone		75.00
			Line Amount Total		75.00
92632	06/06/23	V00909	Randle Law Office Ltd.	39,309.90	
127313	124738		Legal Fees		15,212.50
127313	124738		Legal Fees		907.83
127314	124739		Legal Fees		22,970.50
127314	124739		Legal Fees		219.07
			Line Amount Total		39,309.90
92633	06/06/23	V00926	Mark Vaughn	60.00	
127334	124782		Telephone		60.00
			Line Amount Total		60.00
92634	06/13/23	V00004	City of Freeport	25,376.08	
127348	124793		Water & Gas		25,376.08
			Line Amount Total		25,376.08
92635	06/13/23	V00005	Phyllis Saathoff	910.68	
127388	124832		Telephone		136.75
127388	124832		Sales/Promotion Travel		229.12
127388	124832		Governmental Relations Travel		544.81
			Line Amount Total		910.68
92636	06/13/23	V00006	Michaela Bevers	103.17	
127389	124831		Telephone		75.00
127389	124831		Community Events		17.69
127389	124831		Automobile Expense		10.48
			Line Amount Total		103.17
92637	06/13/23	V00007	Office Universe, Inc.	144.03	
127385	124835		Office Supplies		101.59
127386	124834		Office Supplies		42.44
			Line Amount Total		144.03
92638	06/13/23	V00009	Williams Diesel, Inc	26.24	
127416	124805		M&R TOE-Street Sweeper		26.24
			Line Amount Total		26.24
92639	06/13/23	V00012	FedEx	7.80	
127398	124822		Postage and Freight		7.80
			Line Amount Total		7.80
92640	06/13/23	V00013	Mary Campus	722.20	
127384	124837		Flexible Spending Emp Reimbursement		722.20
			Line Amount Total		722.20
92641	06/13/23	V00015	Mike Wilson	201.99	
127368	124845		Sales/Promotion Travel		201.99
			Line Amount Total		201.99
92642	06/13/23	V00016	Rodney Blackstock	49.77	
127370	124852		M&R Transit Shed-T.S. Sprinkler System		49.77
			Line Amount Total		49.77

Vendor Expenditure

Period: 06/01/23..06/30/23

Port Freeport

Thursday, July 13, 2023

Page 7

FREEPORTMARY

Check No.	Check Date	Vendor No.	Vendor Name	Check Amount	
Invoice No.	PO No.	GL Account Name	Line Description		Line Amount
92643 06/13/23	V00021	Gulf Coast Paper Company		487.60	
127366	124847		Office Supplies		487.60
			Line Amount Total		487.60
92644 06/13/23	V00030	Girouard's Ace Hardware		1,296.61	
127418	124802		Maint and Operations Supplies		57.98
127418	124802		Community Event-TACFT		25.39
127418	124802		M&R Groundskeeping and Misc. Equipment		15.96
127418	124802		M&R TOE-Gantry Crane		70.91
127418	124802		M&R TOE-Gantry Crane		70.91
127418	124802		M&R Security Equipment-SeaArk Commander Boat		60.13
127418	124802		M&R Bldgs-Maintenance Bldg		4.64
127418	124802		M&R Bldgs-Gate 4		82.44
127418	124802		M&R Transit Shed-T.S. 1		92.11
127418	124802		M&R Transit Shed-T.S. 3		11.99
127418	124802		M&R Docks-Dock Berth 1		39.97
127418	124802		M&R Docks-Dock Berth 2		461.34
127418	124802		M&R Docks-Dock Berth 8		91.71
127418	124802		M&R Leased Facilities-24A (Chiquita)		102.35
127418	124802		Sales/Promotion Travel		108.78
			Line Amount Total		1,296.61
92645 06/13/23	V00031	Culligan Water Systems		428.25	
127363	122258		Annual Contract for maintenance, filters, and		
127363	122258		cartridges to portable water supply		
127363	122258		M&R Bldgs-Operations Bldg		154.44
127363	122258		M&R Bldgs-Buildings VT Berth 7		
127363	122258		M&R Transit Shed-T.S. 1		
127349	122258		Annual Contract for maintenance, filters, and		
127349	122258		cartridges to portable water supply		
127349	122258		M&R Bldgs-Operations Bldg		91.27
127349	122258		M&R Bldgs-Buildings VT Berth 7		91.27
127349	122258		M&R Transit Shed-T.S. 1		91.27
			Line Amount Total		428.25
92646 06/13/23	V00037	Briggs Equipment		609.46	
127276	124730		M&R TOE-JLG 80 HX Manlift		609.46
			Line Amount Total		609.46
92647 06/13/23	V00039	Brazosport Tire		2,924.91	
127403	124815		M&R TOE-Yale Forklift		423.31
127404	124814		M&R TOE-John Deere Gator		397.48
127405	124813		M&R TOE-2020 John Deere HPX615E		669.40
127406	124812		M&R TOE-2021 John Deere Gator HPX615E		416.46
127407	124811		M&R TOE-Yale Forklift		337.92
127408	124810		M&R TOE-Yard Truck-PF29		513.14
127409	124809		M&R TOE-John Deere Gator		167.20
			Line Amount Total		2,924.91
92648 06/13/23	V00040	The Brazosport Facts		2,319.58	
127379	124855		Community Event-TACFT		315.18
127379	124855		Construction in Progress		1,851.40
127379	124855		Community Events		153.00
			Line Amount Total		2,319.58

Vendor Expenditure

Period: 06/01/23..06/30/23

Port Freeport

Thursday, July 13, 2023

Page 8

FREEPORTMARY

Check No.	Check Date	Vendor No.	Vendor Name	Check Amount	
Invoice No.	PO No.	GL Account Name	Line Description	Line Amount	
92649 06/13/23	V00046	Sprint Waste Services	604.90		
127395	124825		Contract Services	219.96	
127396	124824		Contract Services	170.82	
127396	124824		Contract Services	214.12	
			Line Amount Total	604.90	
92650 06/13/23	V00049	Brazos Fasteners	214.72		
127359	124842		M&R TOE-Gantry Crane	25.60	
127359	124842		M&R TOE-Gantry Crane	25.60	
127360	124841		M&R TOE-Gantry Crane	37.47	
127360	124841		M&R TOE-Gantry Crane	37.47	
127361	124840		M&R TOE-Gantry Crane	19.86	
127361	124840		M&R TOE-Gantry Crane	19.86	
127400	124819		M&R Transit Shed-T.S. 1	14.14	
127275	124728		M&R TOE-Gantry Crane	17.36	
127275	124728		M&R TOE-Gantry Crane	17.36	
			Line Amount Total	214.72	
92651 06/13/23	V00054	Summit Electric Supply	1,595.69		
127248	124692		M&R Bldgs-Gate 4	93.22	
127250	124694		M&R Docks-Dock Berth 5	360.38	
127317	124568		M&R TOE-Gantry Crane	571.05	
127317	124568		M&R TOE-Gantry Crane	571.04	
127317	124568		FLK MO-100 Milliohmmeter Battery Powered		
			Line Amount Total	1,595.69	
92652 06/13/23	V00067	Quill Corporation	69.96		
127268	124721		Office Supplies	26.98	
127283	124746		Office Supplies	34.99	
127284	124747		Office Supplies	60.99	
127284	124747		Credit for custom stamp sent w/wrong ink color	-53.00	
			Line Amount Total	69.96	
92653 06/13/23	V00074	Noble Building & Development	39,989.22		
127364	124504		Construction in Progress	42,093.92	
127364	124504		Furnish labor, materials, equipment & insurance		
127364	124504		for Gate 8 Guardhouse Expansion project 22-07		
127364	124504		Retainage Payable	-2,104.70	
			Line Amount Total	39,989.22	
92654 06/13/23	V00091	Wells Fargo	13,521.98		
127351	124794		Other Accounts Payable (JE)	13,521.98	
			Line Amount Total	13,521.98	
92655 06/13/23	V00098	Suburban Propane	217.79		
127399	124820		Fuel/Oil	217.79	
			Line Amount Total	217.79	
92656 06/13/23	V00100	LJA Engineering Inc.	26,679.13		
127375	111718		Construction In Progress-Area 3	26,679.13	
127375	111718		Construction in Progress-Area-3+		
127375	111718		Construction in Progress-Area-3+		
127375	111718		Construction in Progress-Area-3+		
127375	111718		Construction in Progress-Area-3+		
127375	111718		Construction in Progress-Area-3+		
127375	111718		Construction In Progress-Area 4		
127375	111718		Construction In Progress-Area 5 Phase II		

Vendor Expenditure

Period: 06/01/23..06/30/23

Port Freeport

Thursday, July 13, 2023

Page 9

FREEPORTMARY

Check No.	Check Date	Vendor No.	Vendor Name	Check Amount	
Invoice No.	PO No.	GL Account Name	Line Description		Line Amount
127375	111718		Construction in Progress-Area 4		
127375	111718		Balance carried over from PO# 10615		
127375	111718		Board Approved 11/14/13		
			Line Amount Total		26,679.13
92657	06/13/23	V00101	Sunstates Security, LLC	37,331.88	
127374	124848		Security Service Fees		578.50
127376	124850		Security Service Fees		35,741.00
127377	124849		Security Service Fees		1,012.38
			Line Amount Total		37,331.88
92658	06/13/23	V00104	Donald Mullett	875.00	
127343	124797		M&R TOE-Gantry Crane		875.00
			Line Amount Total		875.00
92659	06/13/23	V00106	Freese & Nichols	20,308.66	
127357	120785		Professional Services for the		20,308.66
127357	120785		Parcel 14 Rail Expansion project		
127357	120785		Project No. 22-03		
127357	120785		Board Approved 3/10/2022		
			Line Amount Total		20,308.66
92660	06/13/23	V00107	HDR, Inc	15,000.00	
127367	114861		FHIP Reach 1		
127367	114861		FHIP - Reach 4		15,000.00
127367	114861		Professional Services for the FHCIP Reach 1 & 4		
127367	114861		Project No. 20-06		
127367	114861		Board Approved 6/25/2020		
127367	114861		2019 GO Bond		
127367	114861		Other Accounts Payable (JE)		
127367	114861		FHIP Reach 1		
127367	114861		Change Order		
127367	114861		Ammendment No 1 for FHCIP 1,2,4		
127367	114861		Board Approved 03/09/2023		
			Line Amount Total		15,000.00
92661	06/13/23	V00115	AT&T:979-373-0020 6635	2,382.31	
127352	124821		Telephone		905.27
127352	124821		Telephone		452.64
127352	124821		Telephone		119.12
127352	124821		Telephone		452.64
127352	124821		Telephone		452.64
			Line Amount Total		2,382.31
92662	06/13/23	V00132	American Journal of Transportation	2,320.00	
127353	123403		1/2 page Automotive Logistics Feb 2023		
127353	123403		1/2 page ad Gulf Coast Parts & Trade		1,700.00
127353	123403		1/2 page ad Top 100 Container Parts June 23		
127353	123403		12 months Daily Newsletter banner ad top sopt		620.00
			Line Amount Total		2,320.00
92663	06/13/23	V00178	Waypoint	40,736.94	
127417	124500		NRV Computer Storage for Camera System		9,330.20
127417	124500		NRV Computer Storage for Camera System		30,276.22
127417	124500		NRV Computer Storage for Camera System		772.92
127417	124500		NRV Computer Storage for Camera System		357.60

Check No.	Check Date	Vendor No.	Vendor Name	Check Amount	
Invoice No.	PO No.	GL Account Name	Line Description		Line Amount
127417		124500	New NVR's to replace old NVR's for Milestone VMS		
			Line Amount Total		40,736.94
92664	06/13/23	V00185	Newbart Products	215.00	
127267		124700	Badge Supplies		215.00
			Line Amount Total		215.00
92665	06/13/23	V00200	The Chamber Brazosport Area	120.00	
127345		124801	Community Events		120.00
			Line Amount Total		120.00
92666	06/13/23	V00210	Mimecast North America, Inc.	592.34	
127344		124799	Contract Services		592.34
			Line Amount Total		592.34
92667	06/13/23	V00228	Department of Information Resources	224.14	
127242		124696	Telephone		43.72
127242		124696	Telephone		21.88
127242		124696	Telephone		87.41
127242		124696	Telephone		5.47
127242		124696	Telephone		21.90
127242		124696	Telephone		5.47
127242		124696	Telephone		5.47
127242		124696	Telephone		10.94
127242		124696	Telephone		21.88
			Line Amount Total		224.14
92668	06/13/23	V00267	IWS Gas and Supply of Texas	58.15	
127330		124787	M&R TOE-Gantry Crane		29.08
127330		124787	M&R TOE-Gantry Crane		29.07
			Line Amount Total		58.15
92669	06/13/23	V00275	Alvin Sun and Advertiser	409.50	
127342		124791	Community Event-TACFT		409.50
			Line Amount Total		409.50
92670	06/13/23	V00283	Diver Overhead Door	1,970.00	
127354		124806	M&R Bldgs-Operations Bldg		1,970.00
			Line Amount Total		1,970.00
92671	06/13/23	V00287	Dixon Equipment Services, Inc.	760.00	
127324		124784	M&R TOE-2630 ES JLG Manlift		220.00
127324		124784	M&R TOE-JLG 80 HX Manlift		270.00
127324		124784	M&R TOE-135' JLG Man Lift		270.00
			Line Amount Total		760.00
92672	06/13/23	V00405	SLS Rigging LLC	465.00	
127373		124853	M&R TOE-Gantry Crane		232.50
127373		124853	M&R TOE-Gantry Crane		232.50
			Line Amount Total		465.00
92673	06/13/23	V00517	Covenant K9 Detection Services	10,200.00	
127362		122677	Security Service Fees		10,200.00
127362		122677	October 2022 - September 2023		
127362		122677	Board Approved 9/23/2021		
			Line Amount Total		10,200.00

Vendor Expenditure

Period: 06/01/23..06/30/23

Port Freeport

Thursday, July 13, 2023

Page 11

FREEPORTMARY

Check No.	Check Date	Vendor No.	Vendor Name	Check Amount	
Invoice No.	PO No.	GL Account Name	Line Description	Line Amount	
92674	06/13/23	V00531	Rob Lowe	2,069.50	
127371	124854		Telephone	273.50	
127371	124854		Construction in Progress	1,370.00	
127372	124843		Flexible Spending Emp Reimbursement	426.00	
			Line Amount Total	2,069.50	
92675	06/13/23	V00593	McAllen Signal and Boring , LLC	500.00	
127309	122863		M&R Rail-Other	500.00	
127309	122863		Monthly Rail Crossing Inspection		
127309	122863		October 2022 - September 2023		
			Line Amount Total	500.00	
92676	06/13/23	V00604	Group C Media	4,750.00	
127356	124334		FTZ Advertising	4,750.00	
127356	124334		Full Page Ports & FTZs, Newsletter, Feature Online		
127356	124334		May/June		
			Line Amount Total	4,750.00	
92677	06/13/23	V00653	Paul Bridges & Associates, LLC	11,566.74	
127079	124451		Consultant Fees - Other	11,566.74	
127079	124451		Proposed Cost for Crane Procurement Oversight		
			Line Amount Total	11,566.74	
92678	06/13/23	V00663	B&K Motor Parts, Inc	1,883.24	
127347	124798		Maint and Operations Supplies	312.80	
127347	124798		Fuel/Oil	504.04	
127347	124798		M&R Groundskeeping Equipment-5510 John Deere	132.66	
127347	124798		M&R TOE-Hyster 1050 Container Handler	44.26	
127347	124798		M&R TOE-Hyster Forklift 440	10.10	
127347	124798		M&R TOE-Yale Forklift	528.20	
127347	124798		M&R TOE-Street Sweeper	7.33	
127347	124798		M&R Security Equipment-Polaris Sportman	207.22	
127347	124798		M&R Vehicles-Chevy Van	73.66	
127347	124798		M&R Vehicles-Ford Pick Up	25.21	
127347	124798		M&R Vehicles-Ford Pick Up	37.76	
			Line Amount Total	1,883.24	
92679	06/13/23	V00668	DARE Capital Partners, LLC	3,396.02	
127355	124836		M&R Other-Mowing, Weed Control Etc	1,372.81	
127365	124838		M&R Other-Mowing, Weed Control Etc	1,199.61	
127365	124838		Contract Labor Expense	823.60	
			Line Amount Total	3,396.02	
92680	06/13/23	V00820	ADT Commercial LLC	854.00	
127358	124851		Badge Supplies	854.00	
			Line Amount Total	854.00	
92681	06/13/23	V00864	Visual Edge IT	140.01	
127346	124800		Contract Services	140.01	
			Line Amount Total	140.01	
92682	06/13/23	V00865	Surfside Marina	205.68	
127378	124846		Fuel/Oil	205.68	
			Line Amount Total	205.68	
92683	06/13/23	V00910	LJA Infrastructure, Inc.	1,053,849.78	
127419	122864		Construction in Progress	1,109,315.56	
127419	122864		Furnish: Labor, Materials, Equipment, & Insurance		

Vendor Expenditure

Period: 06/01/23..06/30/23

Port Freeport

Thursday, July 13, 2023

Page 12

FREEPORTMARY

Check No.	Check Date	Vendor No.	Vendor Name	Check Amount	
Invoice No.	PO No.	GL Account Name	Line Description		Line Amount
127419	122864		for the Parcel 14 Rail Expansion		
127419	122864		Project 22-03		
127419	122864		Board Approved: 10/27/22		
127419	122864		Retainage Payable		
127419	122864		Retainage Payable		
127419	122864		Retainage Payable		
127419	122864		Retainage Payable		
127419	122864		Retainage Payable		
					-55,465.78
			Line Amount Total		1,053,849.78
92684	06/13/23	V00929	Katie Tudor	306.54	
127387	124833		Commercial Events		104.80
127387	124833		Sales/Promotion Travel		201.74
			Line Amount Total		306.54
92685	06/15/23	V00951	Payment vendor ledger entry is not found check# 92685.	150.00	
			Line Amount Total		
92687	06/15/23	V00951	Jackiesue Photography	150.00	
127420	124870		Commission Headshots - Fratila & Kincannon		150.00
			Line Amount Total		150.00
92688	06/20/23	V00008	Port Freeport - Petty Cash	631.00	
127464	124914		Office Supplies		477.83
127464	124914		Office Supplies		1.90
127464	124914		Office Supplies		78.12
127464	124914		Office Supplies		0.48
127464	124914		Office Supplies		1.90
127464	124914		Office Supplies		1.90
127464	124914		Community Event-TACFT		-32.63
127464	124914		M & R Vehicles - 2016 Chev PU		25.50
127464	124914		M&R Vehicles-2020 Chev PU		25.50
127464	124914		M&R Vehicles-Chevy Colorado		25.00
127464	124914		M&R TOE-Caterpillar Forklift		25.50
			Line Amount Total		631.00
92689	06/20/23	V00009	Williams Diesel, Inc	4.71	
127412	124804		M&R TOE-Hyster Forklift 440		4.71
			Line Amount Total		4.71
92690	06/20/23	V00010	Specialties Company	202.20	
127301	124770		M&R Docks-Dock Berth 8		161.76
127392	124828		M&R Docks-Dock Berth 8		40.44
			Line Amount Total		202.20
92691	06/20/23	V00011	Gulftex Vending	488.93	
127424	124865		Office Supplies		186.26
127424	124865		Office Supplies		93.13
127424	124865		Office Supplies		23.28
127424	124865		Office Supplies		93.13
127424	124865		Office Supplies		93.13
			Line Amount Total		488.93

Vendor Expenditure

Period: 06/01/23..06/30/23

Port Freeport

Thursday, July 13, 2023

Page 13

FREEPORTMARY

Check No.	Check Date	Vendor No.	Vendor Name	Check Amount	
Invoice No.	PO No.	GL Account Name	Line Description	Line Amount	
92692	06/20/23	V00012	FedEx	19.04	
127422	124863		Postage and Freight		19.04
			Line Amount Total		19.04
92693	06/20/23	V00013	Mary Campus	215.33	
127463	124906		Automobile Expense		27.51
127463	124906		Technical Training		187.82
			Line Amount Total		215.33
92694	06/20/23	V00016	Rodney Blackstock	78.08	
127466	124913		M&R Security Equipment-SeaArk Commander Boat		78.08
			Line Amount Total		78.08
92695	06/20/23	V00032	Matheson Tri Gas	544.17	
127397	124823		Fuel/Oil		544.17
			Line Amount Total		544.17
92696	06/20/23	V00039	Brazosport Tire	1,105.99	
127410	124808		M&R TOE-Toyota Forklift		492.62
127411	124807		M&R TOE-Toyota Forklift		613.37
			Line Amount Total		1,105.99
92697	06/20/23	V00041	Evco Industrial Hardware	395.72	
127163	124631		M&R TOE-Gantry Crane		67.86
127163	124631		M&R TOE-Gantry Crane		67.85
127243	124705		M&R TOE-Gantry Crane		33.97
127278	124751		Maint and Operations Supplies		65.23
127327	124785		Maint and Operations Supplies		88.50
127326	124758		M&R TOE-General Terminal Ops Equip & Tools		72.31
			Line Amount Total		395.72
92698	06/20/23	V00046	Sprint Waste Services	522.90	
127445	124890		Contract Services		522.90
			Line Amount Total		522.90
92699	06/20/23	V00049	Brazos Fasteners	15.00	
127434	124875		M&R TOE-Gantry Crane		7.50
127434	124875		M&R TOE-Gantry Crane		7.50
			Line Amount Total		15.00
92700	06/20/23	V00053	Shred it Houston	435.62	
127467	124910		Office Supplies		85.01
127467	124910		Office Supplies		42.50
127467	124910		Office Supplies		170.00
127467	124910		Office Supplies		10.62
127467	124910		Office Supplies		42.50
127467	124910		Office Supplies		10.62
127467	124910		Office Supplies		10.62
127467	124910		Office Supplies		21.25
127467	124910		Office Supplies		42.50
			Line Amount Total		435.62
92701	06/20/23	V00054	Payment vendor ledger entry is not found check# 92701.	0.00	
			Line Amount Total		

Vendor Expenditure

Period: 06/01/23..06/30/23

Port Freeport

Thursday, July 13, 2023

Page 14

FREEPORTMARY

Check No.	Check Date	Vendor No.	Vendor Name	Check Amount	
Invoice No.	PO No.	GL Account Name	Line Description	Line Amount	
92702	06/20/23	V00054	Summit Electric Supply	4,583.85	
127247	124690		M&R Transit Shed-T.S. 1	6.37	
127249	124693		M&R Bldgs-Gate 4	12.41	
127214	124644		M&R Terminal Facilities-Other-VT	57.04	
127215	124647		M&R Bldgs-Gate 4	961.39	
127216	124648		M&R Bldgs-Gate 4	82.79	
127217	124649		M&R Bldgs-Gate 4	11.28	
127218	124660		M&R Bldgs-Gate 4	3.00	
127219	124671		M&R Bldgs-Gate 4	11.28	
127220	124672		M&R Bldgs-Gate 4	978.62	
127221	124673		M&R Bldgs-Gate 4	83.43	
127222	124674		M&R Bldgs-Gate 4	186.48	
127223	124676		M&R Leased Facilities-T.S. 5 Offices	978.00	
127251	124702		M&R TOE-Gantry Crane	10.55	
127251	124702		M&R TOE-Gantry Crane	10.55	
127252	124706		M&R Leased Facilities-24A (Chiquita)	779.42	
127394	124826		M&R Bldgs-Security Bldg	411.24	
			Line Amount Total	4,583.85	
92703	06/20/23	V00055	Jesse Hibbetts	273.07	
127462	124908		Sales/Promotion Travel	273.07	
			Line Amount Total	273.07	
92704	06/20/23	V00060	Sun Coast Resources	3,322.33	
127350	124703		700 gallons unleaded fuel	1,920.76	
127350	124703		500 gallons Road Diesel	1,230.17	
127350	124703		Fuel Surcharge	171.40	
			Line Amount Total	3,322.33	
92705	06/20/23	V00062	AT&T Mobility	455.11	
127473	124915		Telephone	119.06	
127473	124915		Telephone	236.39	
127473	124915		Telephone	99.66	
			Line Amount Total	455.11	
92706	06/20/23	V00067	Quill Corporation	69.17	
127439	124888		Office Supplies	33.18	
127440	124889		Office Supplies	35.99	
			Line Amount Total	69.17	
92707	06/20/23	V00073	Roger Johnston	148.05	
127465	124909		M&R Bldgs-Operations Bldg	148.05	
			Line Amount Total	148.05	
92708	06/20/23	V00085	Moffatt & Nichol	22,122.00	
127429	123915		M&R Docks-Dock Berth 1	4,424.40	
127429	123915		M&R Docks-Dock Berth 2	4,424.40	
127429	123915		M&R Docks-Dock Berth 3	4,424.40	
127429	123915		M&R Docks-Dock Berth 5	4,424.40	
127429	123915		M&R Docks-Dock Berth 7-VT	4,424.40	
			Line Amount Total	22,122.00	
92709	06/20/23	V00087	Reliant	68,634.34	
127315	124756		Electricity	4,001.25	
127315	124756		Electricity	52,669.31	
127315	124756		Electricity	2,405.62	

Vendor Expenditure

Period: 06/01/23..06/30/23

Port Freeport

Thursday, July 13, 2023

Page 15

FREEPORTMARY

Check No.	Check Date	Vendor No.	Vendor Name	Check Amount	
Invoice No.	PO No.	GL Account Name	Line Description	Line Amount	
127315	124756		Electricity	9,558.16	
			Line Amount Total	68,634.34	
92710	06/20/23	V00097	Comcast Business	1,283.70	
127426	124861		Contract Services	1,283.70	
			Line Amount Total	1,283.70	
92711	06/20/23	V00101	Sunstates Security, LLC	37,815.74	
127448	124878		Security Service Fees	758.03	
127449	124880		Security Service Fees	879.32	
127450	124881		Security Service Fees	99.45	
127471	124879		Security Service Fees	36,078.94	
			Line Amount Total	37,815.74	
92712	06/20/23	V00119	JH Sanchez Holding Company	6,495.00	
127469	120825		M&R Bldgs-Admin Bldg 1100 Cherry St	2,723.00	
127469	120825		M&R Bldgs-Security Bldg	650.45	
127469	120825		M&R Bldgs-Operations Bldg	629.45	
127469	120825		M&R Bldgs-Buildings VT Berth 7	948.60	
127469	120825		M&R Bldgs-Buildings VT Berth 7	202.00	
127469	120825		M&R Transit Shed-T.S. 3	91.50	
127469	120825		M&R Bldgs-Maintenance shop RR	110.00	
127469	120825		M&R Bldgs-Customs Office Bldg	880.00	
127469	120825		M&R Bldgs-Operations Bldg	260.00	
127469	120825		Board Approved 1/23/2020		
127469	120825		4th year of contract Feb 23-Jan 24		
			Line Amount Total	6,495.00	
92713	06/20/23	V00124	Carriage House Partners	5,000.00	
127425	123362		Consultant Fees - Other	5,000.00	
			Line Amount Total	5,000.00	
92714	06/20/23	V00125	AT&T:979-230-9161 754-5	495.25	
127458	124916		Telephone	55.97	
127458	124916		Telephone	55.97	
127458	124916		Telephone	383.31	
			Line Amount Total	495.25	
92715	06/20/23	V00159	Principal Life Insurance-PLIC-SBD Grand Island	1,532.23	
127432	124903		Group Life Insurance	360.59	
127432	124903		Group Life Insurance	168.43	
127432	124903		Group Life Insurance	423.20	
127432	124903		Group Life Insurance	13.48	
127432	124903		Group Life Insurance	181.70	
127432	124903		Group Life Insurance	60.78	
127432	124903		Group Life Insurance	35.52	
127432	124903		Group Life Insurance	123.26	
127432	124903		Group Life Insurance	59.06	
127432	124903		Group Life Insurance	106.21	
			Line Amount Total	1,532.23	
92716	06/20/23	V00172	Lincoln National Life Insurance Company	1,352.77	
127427	124859		Retirement Expense	309.41	
127427	124859		Retirement Expense	139.50	
127427	124859		Retirement Expense	544.65	
127427	124859		Retirement Expense	85.33	

Vendor Expenditure

Period: 06/01/23..06/30/23

Port Freeport

Thursday, July 13, 2023

Page 16

FREEPORTMARY

Check No.	Check Date	Vendor No.	Vendor Name	Check Amount	
Invoice No.	PO No.	GL Account Name	Line Description		Line Amount
127427	124859		Retirement Expense		74.20
127427	124859		Retirement Expense		12.32
127427	124859		Retirement Expense		90.89
127427	124859		Retirement Expense		72.35
127427	124859		Retirement Expense		24.12
			Line Amount Total		1,352.77
92717	06/20/23	V00178	Waypoint	278.19	
127452	124872		Contract Services		208.20
127453	124873		Furniture and Equipment Purchases <\$5,000		69.99
			Line Amount Total		278.19
92718	06/20/23	V00181	Canon Solutions America, Inc.	170.24	
127435	124877		Maint & Repair - Office Equipment		170.24
			Line Amount Total		170.24
92719	06/20/23	V00187	Brazoria County Septic Service	254.00	
127421	124862		Sales/Promotion Travel		254.00
			Line Amount Total		254.00
92720	06/20/23	V00219	Toyotalift of Houston	1,193.87	
127390	124830		M&R TOE-Toyota Forklift		288.37
127390	124830		M&R TOE-Toyota Forklift		618.04
127391	124829		M&R TOE-Toyota Forklift		287.46
			Line Amount Total		1,193.87
92721	06/20/23	V00250	Lincoln National Life Insurance Company	2,998.94	
127428	124860		Group STD Insurance		294.60
127428	124860		Group LTD Insurance		256.22
127428	124860		Group STD Insurance		177.97
127428	124860		Group LTD Insurance		151.20
127428	124860		Group STD Insurance		559.09
127428	124860		Group LTD Insurance		379.12
127428	124860		Group STD Insurance		18.76
127428	124860		Group LTD Insurance		11.34
127428	124860		Group STD Insurance		187.10
127428	124860		Group LTD Insurance		165.93
127428	124860		Group STD Insurance		51.60
127428	124860		Group LTD Insurance		50.97
127428	124860		Group STD Insurance		49.23
127428	124860		Group STD Insurance		29.76
127428	124860		Group STD Insurance		135.04
127428	124860		Group STD Insurance		103.17
127428	124860		Group STD Insurance		80.54
127428	124860		Group LTD Insurance		48.71
127428	124860		Group STD Insurance		140.61
127428	124860		Group LTD Insurance		107.98
			Line Amount Total		2,998.94
92722	06/20/23	V00256	Blueline Shop & Copy Center	39.92	
127402	124816		Safety Supplies		39.92
			Line Amount Total		39.92
92723	06/20/23	V00386	Industrial Disposal Supply Co., LLC	554.42	
127393	124827		M&R TOE-Street Sweeper		554.42
			Line Amount Total		554.42

Vendor Expenditure

Period: 06/01/23..06/30/23

Port Freeport

Thursday, July 13, 2023

Page 17

FREEPORTMARY

Check No.	Check Date	Vendor No.	Vendor Name	Check Amount	
Invoice No.	PO No.	GL Account Name	Line Description		Line Amount
92724	06/20/23	V00431	West Columbia Chamber	300.00	
127457	124869		Dues & Memberships & Licenses		300.00
			Line Amount Total		300.00
92725	06/20/23	V00473	Brian Knapp	60.00	
127468	124907		Telephone		60.00
			Line Amount Total		60.00
92726	06/20/23	V00608	Economic Development Alliance for Brazoria Countv	500.00	
127436	124871		Community Events		500.00
			Line Amount Total		500.00
92727	06/20/23	V00668	DARE Capital Partners, LLC	2,031.69	
127431	124911		Contract Labor Expense		658.88
127431	124911		M&R Other-Mowing, Weed Control Etc		1,372.81
			Line Amount Total		2,031.69
92728	06/20/23	V00682	SHI Government Solutions Inc.	121.00	
127444	124874		M&R IT Equipment		121.00
			Line Amount Total		121.00
92729	06/20/23	V00697	Northern Safety Co., Inc.	263.28	
127430	124883		Safety Supplies		263.28
			Line Amount Total		263.28
92730	06/20/23	V00759	TransTech of SC Inc.	13,489.94	
127380	124839		M&R TOE-Gantry Crane		423.07
127380	124839		M&R TOE-Gantry Crane		423.06
127381	122565		M&R TOE-Gantry Crane		6,233.41
127381	122565		M&R TOE-Gantry Crane		6,233.40
127381	122565		M&R TOE-Gantry Crane		88.50
127381	122565		M&R TOE-Gantry Crane		88.50
			Line Amount Total		13,489.94
92731	06/20/23	V00770	UniFirst Holdings Inc.	432.04	
127382	123260		Annual Contract - Ops Employees uniforms, mats,		
127382	123260		towels, soap etc.		
127382	123260		Maint and Operations Supplies		298.71
127382	123260		Other Receivables		71.20
127382	123260		M&R Bldgs-Operations Bldg		25.44
127382	123260		Annual Contract - EOC mats, soap etc.		
127382	123260		M&R Bldgs-Admin Bldg 1100 Cherry St		24.44
127382	123260		Annual Contract - Admin mats, soap etc.		
127382	123260		M&R Bldgs-Security Bldg		12.25
127382	123260		1 Year Agreement (October 2022-September 2023)		
			Line Amount Total		432.04
92732	06/20/23	V00809	Thomson Reuters Holdings Inc.	192.61	
127472	122714		Subscriptions		187.00
127472	122714		Amended Amount for Price Increase		5.61
127472	122714		Monthly Feature Fee for CLEAR Investigation/		
127472	122714		Background Services for 1 Year		
127472	122714		October 2022 - September 2023		
			Line Amount Total		192.61
92733	06/20/23	V00938	Principal Life Insurance-PLIC-SBD Grand Island	2,743.28	
127433	124902		Group Dental Insurance		388.26

Vendor Expenditure

Period: 06/01/23..06/30/23

Port Freeport

Thursday, July 13, 2023

Page 18

FREEPORT/MARY

Check No.	Check Date	Vendor No.	Vendor Name	Check Amount	
Invoice No.	PO No.	GL Account Name	Line Description	Line Amount	
127433	124902		Group Vision Insurance	73.68	
127433	124902		Group Dental Insurance	268.94	
127433	124902		Group Vision Insurance	51.57	
127433	124902		Group Dental Insurance	716.75	
127433	124902		Group Vision Insurance	143.06	
127433	124902		Group Dental Insurance	13.62	
127433	124902		Group Vision Insurance	3.03	
127433	124902		Group Dental Insurance	205.86	
127433	124902		Group Vision Insurance	44.61	
127433	124902		Group Dental Insurance	27.24	
127433	124902		Group Vision Insurance	6.06	
127433	124902		Group Dental Insurance	52.70	
127433	124902		Group Vision Insurance	12.08	
127433	124902		Group Dental Insurance	168.34	
127433	124902		Group Vision Insurance	32.10	
127433	124902		Group Dental Insurance	68.30	
127433	124902		Group Vision Insurance	13.02	
127433	124902		Group Dental Insurance	163.84	
127433	124902		Group Vision Insurance	32.10	
127433	124902		Other Receivables	258.12	
			Line Amount Total	2,743.28	
92734	06/20/23	V00951	Jackiesue Photography	75.00	
127461	124912		Office Supplies	75.00	
			Line Amount Total	75.00	
92735	06/20/23	V00953	City of Sweeny	20.00	
127459	124904		Community Events - Pirtle	20.00	
			Line Amount Total	20.00	
92736	06/20/23	V00954	Enterprise Marine Services	950.43	
127460	124905		Other Receivables	950.43	
			Line Amount Total	950.43	
92737	06/23/23	V00210	Mimecast North America, Inc.	1,648.64	
127474	124940		Contract Services Oct 2021	525.82	
127474	124940		Contract Services Jan 2023	561.51	
127474	124940		Contract Services Feb 2023	561.31	
			Line Amount Total	1,648.64	
92738	06/27/23	V00001	Norma Cheline	1,300.00	
127499	122825		Renewal of Storage Building Lease	1,300.00	
127499	122825		January 1, 2023 to December 31, 2023		
			Line Amount Total	1,300.00	
92739	06/27/23	V00002	EM-Print Company	618.00	
127480	124920		Office Supplies	120.50	
127480	124920		Office Supplies	60.32	
127480	124920		Office Supplies	241.14	
127480	124920		Office Supplies	15.08	
127480	124920		Office Supplies	60.32	
127480	124920		Office Supplies	15.08	
127480	124920		Office Supplies	15.08	
127480	124920		Office Supplies	30.16	
127480	124920		Office Supplies	60.32	
			Line Amount Total	618.00	

Vendor Expenditure

Period: 06/01/23..06/30/23

Port Freeport

Thursday, July 13, 2023

Page 19

FREEPORTMARY

Check No.	Check Date	Vendor No.	Vendor Name	Check Amount	
Invoice No.	PO No.	GL Account Name	Line Description	Line Amount	
92740 06/27/23	V00004	City of Freeport		1,552.02	
127507	124961		Water & Gas	201.23	
127528	124966		Water & Gas	682.20	
127529	124967		Water & Gas	68.24	
127530	124968		Water & Gas	106.34	
127531	124969		Water & Gas	494.01	
			Line Amount Total	1,552.02	
92741 06/27/23	V00011	Gulftex Vending		110.59	
127423	124864		Office Supplies	14.14	
127423	124864		Office Supplies	7.08	
127423	124864		Office Supplies	1.77	
127423	124864		Office Supplies	7.08	
127423	124864		Office Supplies	7.08	
127540	124980		Office Supplies	73.44	
			Line Amount Total	110.59	
92742 06/27/23	V00012	FedEx		81.32	
127535	124982		Postage and Freight	16.77	
127535	124982		Postage and Freight	64.55	
			Line Amount Total	81.32	
92743 06/27/23	V00021	Gulf Coast Paper Company		1,331.18	
127413	124803		Office Supplies	76.54	
127413	124803		Office Supplies	38.26	
127413	124803		Office Supplies	9.57	
127413	124803		Office Supplies	38.26	
127413	124803		Office Supplies	38.26	
127481	124928		Office Supplies	100.80	
127481	124928		Office Supplies	50.41	
127481	124928		Office Supplies	12.60	
127481	124928		Office Supplies	50.41	
127481	124928		Office Supplies	50.41	
127508	124944		Office Supplies	865.66	
			Line Amount Total	1,331.18	
92744 06/27/23	V00038	Killum Pest Control		389.00	
127483	124929		M&R Bldgs-Buildings VT Berth 7	194.50	
127483	124929		M&R Transit Shed-T.S. 1	194.50	
			Line Amount Total	389.00	
92745 06/27/23	V00041	Evco Industrial Hardware		575.30	
127226	124661		Maint and Operations Supplies	65.23	
127533	124977		M&R TOE-Gantry Crane	178.54	
127533	124977		M&R TOE-Gantry Crane	178.54	
127534	124979		M&R TOE-Gantry Crane	76.50	
127534	124979		M&R TOE-Gantry Crane	76.49	
			Line Amount Total	575.30	
92746 06/27/23	V00044	Ready Refresh		647.57	
127543	124984		Office Supplies	132.70	
127543	124984		Office Supplies	66.35	
127543	124984		Office Supplies	16.59	
127543	124984		Office Supplies	66.35	
127543	124984		Office Supplies	299.23	

Vendor Expenditure

Period: 06/01/23..06/30/23

Port Freeport

Thursday, July 13, 2023

Page 20

FREEPORTMARY

Check No.	Check Date	Vendor No.	Vendor Name	Check Amount	
Invoice No.	PO No.	GL Account Name	Line Description	Line Amount	
127543	124984		Office Supplies	66.35	
			Line Amount Total	647.57	
92747	06/27/23	V00046	Sprint Waste Services	522.90	
127544	124986		Contract Services	522.90	
			Line Amount Total	522.90	
92748	06/27/23	V00049	Brazos Fasteners	256.00	
127506	124939		M&R Docks-Dock Berth 2	251.00	
127505	124935		M&R TOE-Taylor Generator #12350	5.00	
			Line Amount Total	256.00	
92749	06/27/23	V00050	Northern Tool & Equipment	2,158.94	
127206	124682		Safety Supplies	269.98	
127245	124704		Maint and Operations Supplies	389.96	
127383	124373		Furniture and Equipment Purchases <\$5,000	1,499.00	
127383	124373		Milwaukee Electromagnetic Drill Press Model 4206-1		
			Line Amount Total	2,158.94	
92750	06/27/23	V00062	AT&T Mobility	1,016.86	
127525	124989		Telephone	160.92	
127525	124989		Telephone	255.72	
127525	124989		Telephone	155.17	
127525	124989		Telephone	93.77	
127523	124993		Telephone	87.82	
127523	124993		Telephone	219.55	
127523	124993		Telephone	43.91	
			Line Amount Total	1,016.86	
92751	06/27/23	V00067	Quill Corporation	762.16	
127441	124893		Office Supplies	21.10	
127441	124893		Office Supplies	10.54	
127441	124893		Office Supplies	2.64	
127441	124893		Office Supplies	10.54	
127441	124893		Office Supplies	10.54	
127442	124894		Office Supplies	23.99	
127442	124894		Office Supplies	12.00	
127442	124894		Office Supplies	3.00	
127442	124894		Office Supplies	12.00	
127442	124894		Office Supplies	12.00	
127443	124895		Office Supplies	6.37	
127443	124895		Office Supplies	3.19	
127443	124895		Office Supplies	0.80	
127443	124895		Office Supplies	3.19	
127443	124895		Office Supplies	3.19	
127484	124927		Office Supplies	98.43	
127484	124927		Office Supplies	15.23	
127484	124927		Office Supplies	3.81	
127484	124927		Office Supplies	15.23	
127484	124927		Office Supplies	15.23	
127485	124932		Office Supplies	9.36	
127485	124932		Office Supplies	4.68	
127485	124932		Office Supplies	1.17	
127485	124932		Office Supplies	4.68	
127485	124932		Office Supplies	4.68	

Vendor Expenditure

Period: 06/01/23..06/30/23

Port Freeport

Thursday, July 13, 2023

Page 21

FREEPORTMARY

Check No.	Check Date	Vendor No.	Vendor Name	Check Amount	
Invoice No.	PO No.	GL Account Name	Line Description	Line Amount	
127486	124933		Office Supplies	3.23	
127486	124933		Office Supplies	1.62	
127486	124933		Office Supplies	0.40	
127486	124933		Office Supplies	1.62	
127486	124933		Office Supplies	1.62	
127487	124934		Office Supplies	16.06	
127487	124934		Office Supplies	4.19	
127487	124934		Office Supplies	1.05	
127487	124934		Office Supplies	4.19	
127487	124934		Office Supplies	4.19	
127513	124938		Office Supplies	416.40	
			Line Amount Total	762.16	
92752	06/27/23	V00073	Roger Johnston	401.17	
127515	124962		M&R Bldgs-Operations Bldg	401.17	
			Line Amount Total	401.17	
92753	06/27/23	V00077	Brookside Equipment	934.69	
127476	124921		M&R Groundskeeping Equipment-5510 John Deere	934.69	
			Line Amount Total	934.69	
92754	06/27/23	V00080	On Hold Marketing Works	39.00	
127437	124868		Lease Expense	39.00	
			Line Amount Total	39.00	
92755	06/27/23	V00084	Crain, Caton & James	26,048.21	
127554	124954		Legal Fees	9,535.50	
127554	124954		Legal Fees	412.00	
127555	124959		Legal Fees	7,083.00	
127555	124959		Legal Fees	8.71	
127556	124960		Legal Fees	9,009.00	
			Line Amount Total	26,048.21	
92756	06/27/23	V00085	Moffatt & Nichol	95,367.50	
127497	109484		Professional Services for the Velasco Terminal		
127497	109484		Berths 8 & 9		
127497	109484		Construction in Progress		
127497	109484		Board Approved 1/24/19		
127497	109484		Change Order #1		
127497	109484		Construction in Progress	76,727.50	
127497	109484		Board Approved 1/28/2021		
127498	117346		Construction in Progress	18,640.00	
127498	117346		Board Approved 3/25/2021		
			Line Amount Total	95,367.50	
92757	06/27/23	V00088	Blue Cross Blue Shield of Texas	70,331.24	
127549	124965		Group Medical Insurance	11,022.06	
127549	124965		Group Medical Insurance	8,397.76	
127549	124965		Group Medical Insurance	23,093.84	
127549	124965		Group Medical Insurance	524.86	
127549	124965		Group Medical Insurance	7,348.04	
127549	124965		Group Medical Insurance	1,049.72	
127549	124965		Group Medical Insurance	1,049.72	
127549	124965		Group Medical Insurance	5,248.60	
127549	124965		Group Medical Insurance	5,248.60	
127549	124965		Group Medical Insurance	2,099.44	

Vendor Expenditure

Period: 06/01/23..06/30/23

Port Freeport

Thursday, July 13, 2023

Page 22

FREEPORTMARY

Check No.	Check Date	Vendor No.	Vendor Name	Check Amount	
Invoice No.	PO No.	GL Account Name	Line Description	Line Amount	
127549	124965		Group Medical Insurance	5,248.60	
			Line Amount Total	70,331.24	
92758	06/27/23	V00090	Cordoba Law Firm, P.L.L.C.	95.24	
127553	124957		Construction in Progress	52.50	
127553	124957		Construction in Progress	42.74	
			Line Amount Total	95.24	
92759	06/27/23	V00100	LJA Engineering Inc.	2,632.41	
127496	111718		Construction In Progress-Area 3	2,632.41	
127496	111718		Construction in Progress-Area-3+		
127496	111718		Construction in Progress-Area-3+		
127496	111718		Construction in Progress-Area-3+		
127496	111718		Construction in Progress-Area-3+		
127496	111718		Construction in Progress-Area-3+		
127496	111718		Construction In Progress-Area 4		
127496	111718		Construction In Progress-Area 5 Phase II		
127496	111718		Construction in Progress-Area 4		
127496	111718		Balance carried over from PO# 10615		
127496	111718		Board Approved 11/14/13		
			Line Amount Total	2,632.41	
92760	06/27/23	V00102	ABB, Inc Marine & Ports	122.00	
127524	124976		M&R TOE-Gantry Crane	61.00	
127524	124976		M&R TOE-Gantry Crane	61.00	
			Line Amount Total	122.00	
92761	06/27/23	V00112	Tricia Vela	83.71	
127522	124963		Telephone	75.00	
127522	124963		Community Events	8.71	
			Line Amount Total	83.71	
92762	06/27/23	V00161	Strategic Roofing Solutions LLC	25,465.00	
127503	124467		Building 52 Wall Repair	3,565.00	
127504	124468		Transit Shed 5 Roof Repair	21,900.00	
			Line Amount Total	25,465.00	
92763	06/27/23	V00166	Van Scoyoc Associates	11,016.22	
127570	115717		Consultant Fees - Other	11,000.00	
127570	115717		Govt. Liaison Service Agreement Oct.2020-Sept 2023		
127570	115717		Consultant Fees - Other	16.22	
127570	115717		Expenses Incurred-Not to exceed \$8K over course of		
127570	115717		3yrs contract-CA 10/8/2020		
			Line Amount Total	11,016.22	
92764	06/27/23	V00178	Waypoint	1,448.62	
127454	124885		Furniture and Equipment Purchases <\$5,000	281.81	
127455	124892		Contract Services	216.77	
127456	124897		Contract Services	475.02	
127456	124897		Contract Services	475.02	
			Line Amount Total	1,448.62	
92765	06/27/23	V00187	Brazoria County Septic Service	3,165.00	
127551	124936		Contract Services	1,688.00	
127492	124919		Contract Services	1,477.00	
			Line Amount Total	3,165.00	

Vendor Expenditure

Period: 06/01/23..06/30/23

Port Freeport

Thursday, July 13, 2023

Page 23

FREEPORTMARY

Check No.	Check Date	Vendor No.	Vendor Name	Check Amount	
Invoice No.	PO No.	GL Account Name	Line Description		Line Amount
92766	06/27/23	V00192	Glomar International, Inc.	3,154.91	
127494	124264		M&R TOE-Gantry Crane		1,170.00
127494	124264		M&R TOE-Gantry Crane		1,170.00
127494	124264		M&R TOE-Gantry Crane		24.23
127494	124264		M&R TOE-Gantry Crane		24.23
127494	124264		Ultra Sonic Sensor Pepperl Fuchs UB6000-F42-E6-V15		
127536	124972		M&R TOE-Gantry Crane		383.23
127536	124972		M&R TOE-Gantry Crane		383.22
			Line Amount Total		3,154.91
92767	06/27/23	V00193	Grainger	1,688.79	
127537	124990		M&R TOE-Gantry Crane		14.17
127537	124990		M&R TOE-Gantry Crane		14.16
127538	124991		M&R TOE-Gantry Crane		64.60
127538	124991		M&R TOE-Gantry Crane		64.60
127539	124992		M&R TOE-Gantry Crane		32.30
127539	124992		M&R TOE-Gantry Crane		32.30
127560	124899		M&R TOE-Gantry Crane		733.33
127560	124899		M&R TOE-Gantry Crane		733.33
127560	124899		1 SelectTone Location Audible Signaling device and 2 Universal Tone Modules		
			Line Amount Total		1,688.79
92768	06/27/23	V00201	CDW Government	6,219.75	
127552	124712		Contract Services		3,109.89
127552	124712		Contract Services		3,109.86
127552	124712		Adobe Photoshop CC to teams		
127552	124712		Adobe Creative Cloud for teams		
			Line Amount Total		6,219.75
92769	06/27/23	V00204	Brazoria County Appraisal District	7,891.71	
127491	124930		Appraisal District Fees		7,891.71
			Line Amount Total		7,891.71
92770	06/27/23	V00208	Brandon Robertson	410.25	
127527	124964		Telephone		410.25
			Line Amount Total		410.25
92771	06/27/23	V00214	McFarland PLLC	24,507.11	
127564	124958		Construction in Progress		23,787.50
127564	124958		Construction in Progress		719.61
			Line Amount Total		24,507.11
92772	06/27/23	V00219	Toyotalift of Houston	320.86	
127451	124887		M&R TOE-Toyota Forklift		320.86
			Line Amount Total		320.86
92773	06/27/23	V00221	Dynamics Southwest, Inc.	2,565.00	
127557	123360		Accounting MS Dynamics Software Upgrade		2,565.00
			Line Amount Total		2,565.00
92774	06/27/23	V00267	IWS Gas and Supply of Texas	214.90	
127509	124937		Maint and Operations Supplies		214.90
			Line Amount Total		214.90

Vendor Expenditure

Period: 06/01/23..06/30/23

Port Freeport

Thursday, July 13, 2023

Page 24

FREEPORTMARY

Check No.	Check Date	Vendor No.	Vendor Name	Check Amount	
Invoice No.	PO No.	GL Account Name	Line Description	Line Amount	
92775	06/27/23	V00270	The Bulletin	495.00	
127548	124970		Community Advertising		495.00
			Line Amount Total		495.00
92776	06/27/23	V00307	Joyce Hudman, County Clerk	34,460.22	
127562	124950		Election Service Fees		34,460.22
			Line Amount Total		34,460.22
92777	06/27/23	V00394	Eagle Traffic, Signs & Safety, LLC	2,562.50	
127477	124882		M&R Security Equipment-Security Sign		200.50
127478	124925		M&R Roads-Other		350.00
127493	124265		Flagger Symbol 48" Superbright Orange Reflective		480.00
127493	124265		Be Prepared to Stop signs		320.00
127493	124265		24" stop/Stop signs		197.00
127493	124265		Traffix 22300 Compact roll up signs		925.00
127479	124926		M&R Roads-Parcel 14 Road		90.00
			Line Amount Total		2,562.50
92778	06/27/23	V00405	SLS Rigging LLC	755.00	
127488	124931		M&R TOE-Gantry Crane		377.50
127488	124931		M&R TOE-Gantry Crane		377.50
			Line Amount Total		755.00
92779	06/27/23	V00417	On The River Restaurant	195.00	
127542	124953		Community Events		195.00
			Line Amount Total		195.00
92780	06/27/23	V00423	Theriot, Inc.	604.49	
127546	124975		M&R TOE-Street Sweeper		604.49
			Line Amount Total		604.49
92781	06/27/23	V00499	Occupational Health Centers of the Southwest, PA	246.00	
127547	124983		Employment Related		246.00
			Line Amount Total		246.00
92782	06/27/23	V00500	Mike's Machine Works	950.00	
127401	124817		M&R TOE-Gantry Crane		475.00
127401	124817		M&R TOE-Gantry Crane		475.00
			Line Amount Total		950.00
92783	06/27/23	V00556	Leaf Engineers	1,237.50	
127495	123404		EOC CBP Addition Air Condition System Replacement		1,237.50
			Line Amount Total		1,237.50
92784	06/27/23	V00593	McAllen Signal and Boring , LLC	500.00	
127563	122863		M&R Rail-Other		500.00
127563	122863		Monthly Rail Crossing Inspection		
127563	122863		October 2022 - September 2023		
			Line Amount Total		500.00
92785	06/27/23	V00638	Classic Forms and Products, Inc.	561.76	
127532	124971		Promotional Items - Commercial		561.76
			Line Amount Total		561.76
92786	06/27/23	V00653	Paul Bridges & Associates, LLC	13,716.40	
127500	124451		Consultant Fees - Other		13,716.40
127500	124451		Proposed Cost for Crane Procurement Oversight		
			Line Amount Total		13,716.40

Vendor Expenditure

Period: 06/01/23..06/30/23

Port Freeport

Thursday, July 13, 2023

Page 25

FREEPORTMARY

Check No.	Check Date	Vendor No.	Vendor Name	Check Amount	
Invoice No.	PO No.	GL Account Name	Line Description		Line Amount
92787	06/27/23	V00668	DARE Capital Partners, LLC	2,109.81	
127558	124985		M&R Other-Mowing, Weed Control Etc		1,286.21
127558	124985		Contract Labor Expense		823.60
			Line Amount Total		2,109.81
92788	06/27/23	V00675	Nationwide	47,645.56	
127565	124981		Prepaid Insurance -Auto		47,645.56
			Line Amount Total		47,645.56
92789	06/27/23	V00697	Northern Safety Co., Inc.	1,169.01	
127541	124987		Safety Supplies		523.87
127510	124949		Safety Supplies		645.14
			Line Amount Total		1,169.01
92790	06/27/23	V00757	Innovative IDM, LLC	3,607.85	
127561	124522		M&R TOE-Gantry Crane		1,600.00
127561	124522		M&R TOE-Gantry Crane		1,600.00
127561	124522		M&R TOE-Gantry Crane		203.93
127561	124522		M&R TOE-Gantry Crane		203.92
			Line Amount Total		3,607.85
92791	06/27/23	V00770	UniFirst Holdings Inc.	90.14	
127569	123260		Annual Contract - Ops Employees uniforms, mats,		
127569	123260		towels, soap etc.		
127569	123260		Maint and Operations Supplies		72.34
127569	123260		Other Receivables		17.80
127569	123260		M&R Bldgs-Operations Bldg		
127569	123260		Annual Contract - EOC mats, soap etc.		
127569	123260		M&R Bldgs-Admin Bldg 1100 Cherry St		
127569	123260		Annual Contract - Admin mats, soap etc.		
127569	123260		M&R Bldgs-Security Bldg		
127569	123260		1 Year Agreement (October 2022-September 2023)		
			Line Amount Total		90.14
92792	06/27/23	V00803	PPG Architectural Finishes	1,512.00	
127438	124896		M&R TOE-Gantry Crane		378.00
127438	124896		M&R TOE-Gantry Crane		378.00
127512	124943		M&R TOE-Gantry Crane		378.00
127512	124943		M&R TOE-Gantry Crane		378.00
			Line Amount Total		1,512.00
92793	06/27/23	V00808	Whitener Enterprises Inc.	2,153.48	
127571	124856		Fuel/Oil		2,153.48
			Line Amount Total		2,153.48
92794	06/27/23	V00838	SteLar Consulting Services, LLC	13,969.50	
127502	119316		M&R Cat Protection Systems-B1		13,969.50
127502	119316		For Professional Services for the Cathodic		
127502	119316		Protection Services		
127502	119316		Project No. 21-09		
			Line Amount Total		13,969.50
92795	06/27/23	V00909	Randle Law Office Ltd.	7,335.00	
127514	124956		Legal Fees		318.00
127566	124955		Legal Fees		6,975.00
127566	124955		Legal Fees		42.00
			Line Amount Total		7,335.00

Vendor Expenditure

Period: 06/01/23..06/30/23

Port Freeport

Thursday, July 13, 2023

Page 26

FREEPORT/MARY

Check No.	Check Date	Vendor No.	Vendor Name	Check Amount	
Invoice No.	PO No.	GL Account Name	Line Description		Line Amount
92796	06/27/23	V00923	Pointer Smith Contracting Corporation	1,450.00	
127501	123695		M&R Parcel 14 Rail		1,450.00
127501	123695		Portable Derail, Blue Flag & Wheel Shock		
127501	123695		Proposal #01182023		
			Line Amount Total		1,450.00
92797	06/27/23	V00944	Breakthrough Consulting Group, LLC	6,150.00	
127550	124506		Consultant Fees - Other		6,150.00
127550	124506		Public Relations Assistance May 1st-August 1st		
127550	124506		Monthly flat fee		
127550	124506		30 days written notice to terminate		
			Line Amount Total		6,150.00
92798	06/27/23	V00952	AED Superstore	926.00	
127490	124900		M & R Safety Equipment		926.00
127490	124900		Cardiac Science Powerhead AED G3 Battery		
			Line Amount Total		926.00
92799	06/27/23	V00955	Flight Light Inc.	1,025.96	
127559	124973		M&R TOE-Gantry Crane		512.98
127559	124973		M&R TOE-Gantry Crane		512.98
			Line Amount Total		1,025.96
92800	06/27/23	V00956	Texas A&M University-Corpus Christi	17,482.00	
127568	124974		Other Accounts Payable (JE)		17,482.00
			Line Amount Total		17,482.00
92801	06/27/23	V00957	AT&T:831-001-2806-788	301.71	
127526	124988		Telephone		132.34
127526	124988		Telephone		83.57
127526	124988		Telephone		85.80
			Line Amount Total		301.71
92802	06/30/23	V00021	Gulf Coast Paper Company	164.36	
127600	125012		Office Supplies		139.12
127601	125045		Office Supplies		9.61
127601	125045		Office Supplies		4.81
127601	125045		Office Supplies		1.20
127601	125045		Office Supplies		4.81
127601	125045		Office Supplies		4.81
			Line Amount Total		164.36
92803	06/30/23	V00193	Grainger	245.08	
127599	125046		M&R TOE-Gantry Crane		122.54
127599	125046		M&R TOE-Gantry Crane		122.54
			Line Amount Total		245.08
92828	06/30/23	V00073	Roger Johnston	797.01	
127624	125047		M&R Bldgs-Operations Bldg		467.85
127624	125047		M&R Bldgs-Buildings VT Berth 7		329.16
			Line Amount Total		797.01
			Texas Gulf Bank Accounts Payable	2,305,842.71	



1100 CHERRY ST. • FREEPORT, TX 77541
(979) 233-2667 • 1 (800) 362-5743 • FAX: (979) 373-0023
WWW.PORTFREEPORT.COM

MEMORANDUM

TO: Commissioners
Directors
Legal Counsel

FROM: Jason Hull, P.E. *JH*
Director of Engineering

DATE: July 20, 2023

SUBJECT: Velasco Terminal Berths 7 & 8 Striping 2023

Proposals were received and opened for the Velasco Terminal Berths 7 & 8 Striping 2023 project on July 11, 2023, at 2:00 P.M.

Two contractors submitted proposals as shown in the attached proposal tabulation sheet. The contractor that submitted the lowest proposal in addition to meeting all requirements of the specifications was K.R. Allen Construction, L.L.C.

K.R. Allen Construction, L.L.C. is a reputable contractor based in Dickinson, Texas.

I recommend the Port move forward with this important project and award the contract to K.R. Allen Construction, L.L.C. for an amount not to exceed \$46,013.70.

attachment

PORT COMMISSION

RAVI K. SINGHANIA, CHAIRMAN; ROB GIESECKE, VICE CHAIRMAN; BARBARA FRATILA, SECRETARY; KIM KINCANNON, ASST. SECRETARY;
DAN CROFT, COMMISSIONER; RUDY SANTOS, COMMISSIONER; PHYLLIS SAATHOFF, EXECUTIVE DIRECTOR/CEO



BID TABULATION SHEET
VELASCO TERMINAL BERTHS 7 & 8 STRIPING 2023
PROJECT NO. 23-06
BID OPENING: JULY 11, 2023, 2:00 P.M.

Name	Amount	Bond/CC	Qualification Statement	Insurance Certificate	Days
K.R. Allen Construction, L.L.C.	\$46,013.70	Yes	Yes	Yes	7
Traffic Signs & Lines LLC	\$37,555.30	No	No	No	No

Signatures: 




1100 CHERRY ST. • FREEPORT, TX 77541
(979) 233-2667 • 1 (800) 362-5743 • FAX: (979) 373-0023
WWW.PORTFREEPORT.COM

TO: Executive Director/CEO
Port Commissioners
Legal Counsel

FROM: Director of Business and Economic Development

DATE: July 20, 2023

SUBJECT: Advance Funding Agreement with the State of Texas for a Texas Mobility Fund Grant
("Rider 37") for the Velasco Terminal Access Project

In August 2021, Port Freeport submitted a Rider 37 Grant Application for the Velasco Terminal Access Project. On October 28, 2021, the Texas Transportation Commission awarded Port Freeport a Texas Mobility Fund Grant ("Rider 37") in amount \$6,228,128.42 for the Velasco Terminal Access Project. On June 05, 2023, Port Freeport entered an Advance Funding Agreement ("AFA") with the State of Texas for receipt of those funds. After further internal review, staff recommends alternate improvements to the Velasco Terminal Access Project. Staff met with TxDOT to discuss the recommended alternate improvements and TxDOT has provided their initial approval and advised an amendment to the AFA will need to be executed.

Enclosed please find two diagrams. The Original Diagram is the exhibit that was included with Port Freeport's 2021 Rider 37 application. The Revised Diagram depicts the recommended improvements.

On June 23, 2022, the Port Commission approved a resolution Authorizing and Approving an Advance Funding Agreement with the State of Texas for the Rider 37 funding. The resolution authorized the Port CEO/Executive Director to execute all documents necessary to complete the transaction.

Staff recommends the alternate improvements and requests the Port Commission's concurrence to proceed with executing the necessary amendment to the AFA.

PORT COMMISSION

RAVI K. SINGHANIA, CHAIRMAN; ROB GIESECKE, VICE CHAIRMAN; BARBARA FRATILA, SECRETARY; KIM KINCANNON, ASST. SECRETARY;
DAN CROFT, COMMISSIONER; RUDY SANTOS, COMMISSIONER; PHYLLIS SAATHOFF, EXECUTIVE DIRECTOR/CEO

ORIGINAL DIAGRAM

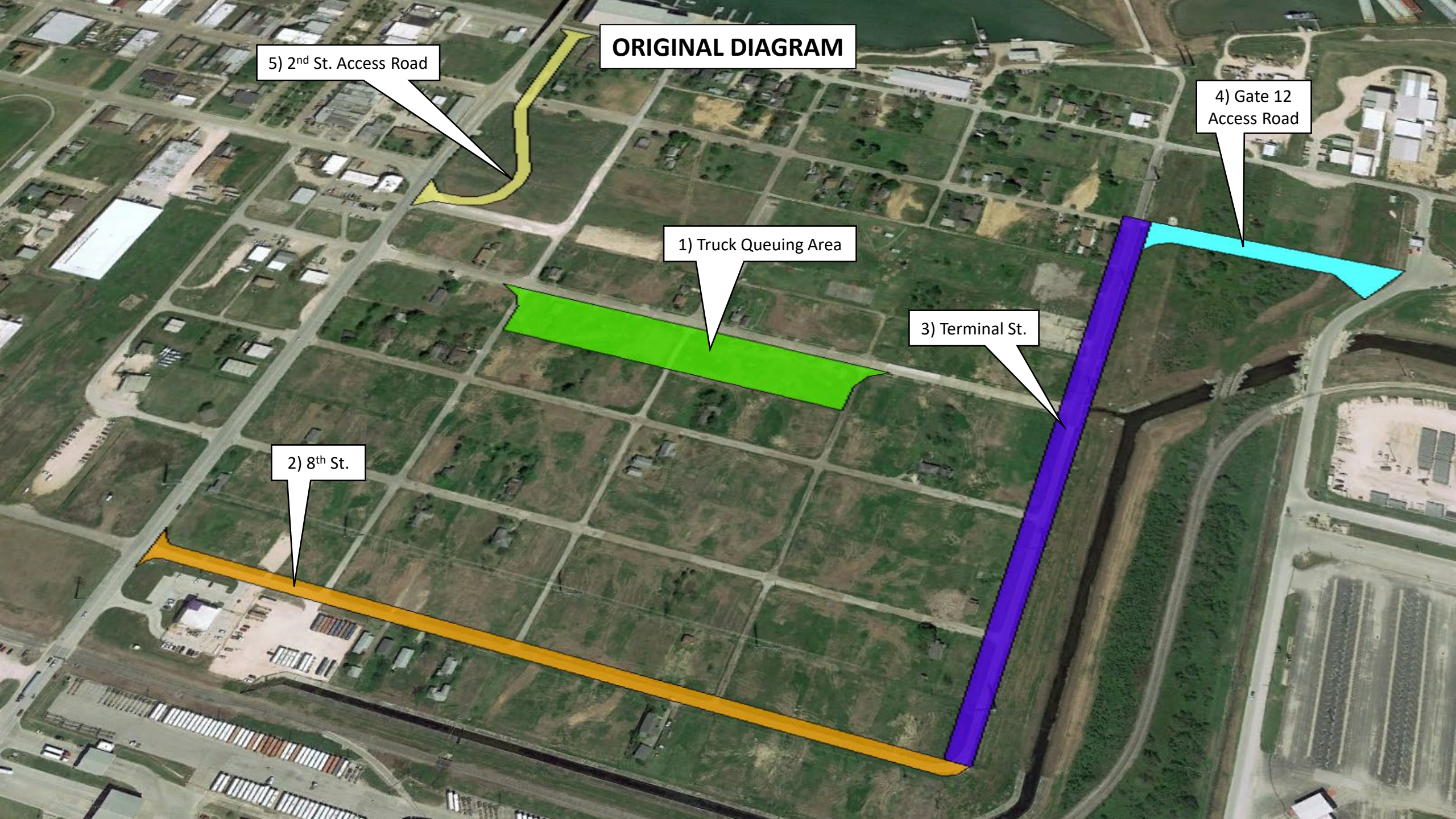
5) 2nd St. Access Road

4) Gate 12
Access Road

1) Truck Queuing Area

3) Terminal St.

2) 8th St.



REVISED DIAGRAM

5) 2nd St. Access Road
(no change)

4) Gate 12
Access Road
(no change)

1) Truck Queuing Area
(shifted between Poplar St.
and Terminal St.)

6) Poplar St. – 8th St. to 5th St.

2) 8th St. - FM1495 to Poplar St.

3) Terminal St.
(no change)



1100 CHERRY ST. • FREEPORT, TX 77541
(979) 233-2667 • 1 (800) 362-5743 • FAX: (979) 373-0023
WWW.PORTFREEPORT.COM

MEMORANDUM

TO: Commissioners
Directors
Legal Counsel

FROM: Jason Hull, P.E. *JH*
Director of Engineering

DATE: July 7, 2023

SUBJECT: Amendment No. 1 to the PSA for the East End Rider 37 Expansion and Gate 12

Due to Port requested changes to the scope of the Rider 37 project, there will be additional geotechnical testing, topographic surveying, construction materials testing, and mobilization.

I recommend approval of the \$70,000 increase for additional testing/surveying work.

PORT COMMISSION

RAVI K. SINGHANIA, CHAIRMAN; ROB GIESECKE, VICE CHAIRMAN; BARBARA FRATILA, SECRETARY; KIM KINCANNON, ASST. SECRETARY;
DAN CROFT, COMMISSIONER; RUDY SANTOS, COMMISSIONER; PHYLLIS SAATHOFF, EXECUTIVE DIRECTOR/CEO



1100 CHERRY ST. • FREEPORT, TX 77541
(979) 233-2667 • 1 (800) 362-5743 • FAX: (979) 373-0023
WWW.PORTFREEPORT.COM

**AMENDMENT NO. 1
AGREEMENT BETWEEN
OWNER AND FREESE AND NICHOLS, INC FOR PROFESSIONAL SERVICES
DATED JANUARY 12, 2023
FOR THE EAST END RIDER 37 AND GATE 12
PROJECT NO. 23-01**

This document represents changes to the above referenced Professional Services Agreement

1. Changes in compensation for professional services is increased by the amount of Not-to-Exceed **\$70,000.00** for additional geotechnical sampling, materials testing, and surveying due to Owner requested change in project scope.

Total Increase in Professional Service Fee

Original Amount of Agreement	\$1,546,852.00
Change due to prior Amendment	0
Change due to this Amendment	<u>70,000.00</u>
Revised Amount of Agreement	\$1,616,852.00

End of Amendment No. 1

Port Freeport
(Owner)

Freese and Nichols, Inc
(Engineer)

By: _____ 

By: _____

Name: Ravi Singhania

Name: Richard Weatherly

Title: Chairman

Title: Vice President

Date: _____

Date: _____

**RESOLUTION APPROVING AND AUTHORIZING THE SUBMISSION OF A
SEAPORT CONNECTIVITY PROGRAM APPLICATION**

At a regular meeting of the Port Commission of Port Freeport of Brazoria County, Texas (“Port”) held at the office of the Port at 1100 Cherry Street, Freeport, Texas, on the 20th day of July 2023, among other business, on motion duly made and seconded, the following Resolution was passed and adopted:

FINDINGS

1. Due and proper notice of the date, time, place, and purpose of this meeting has been duly given in accordance with the provisions of the Texas Open Meetings Act, and such meeting has been conducted in accordance with said Open Meetings Act.
2. The Port is currently planning capital projects and infrastructure on real property owned by Port Freeport in Freeport, Texas.
3. The Port seeks to pass a resolution to approve and authorize the submission of a Seaport Connectivity Program Application with a Port contribution of Twenty-five percent (25%) for the Gate 4 Access Road Project at the intersection of State Highway 36 and FM 1495.

NOW THEREFORE, BE IT RESOLVED the Port Commission of the Port, hereby approves, and authorizes the Port CEO/Executive Director to submit a Seaport Connectivity Program application with a contribution of up to Twenty-five percent (25%) for the Gate 4 Access Road Project.

Approved this 20th day of July 2023.

Barbara Fratila
Port Commission Secretary

THE STATE OF TEXAS §
 §
COUNTY OF BRAZORIA §

This instrument was acknowledged before me on this 20th day of July 2023, by Barbara Fratila, Port Commission Secretary, of Port Freeport, a political subdivision of the State of Texas, on behalf of said political subdivisions.

NOTARY PUBLIC, STATE OF TEXAS

**RESOLUTION APPROVING AND AUTHORIZING THE SUBMISSION OF A
SEAPORT CONNECTIVITY PROGRAM APPLICATION**

At a regular meeting of the Port Commission of Port Freeport of Brazoria County, Texas (“Port”) held at the office of the Port at 1100 Cherry Street, Freeport, Texas, on the 20th day of July 2023, among other business, on motion duly made and seconded, the following Resolution was passed and adopted:

FINDINGS

1. Due and proper notice of the date, time, place, and purpose of this meeting has been duly given in accordance with the provisions of the Texas Open Meetings Act, and such meeting has been conducted in accordance with said Open Meetings Act.
2. The Port is currently planning capital projects and infrastructure on real property owned by Port Freeport in Freeport, Texas.
3. The Port seeks to pass a resolution to approve and authorize the submission of a Seaport Connectivity Program Application with a Port contribution of Twenty-five percent (25%) for the East 5th Street Reconstruction Project between FM1495 and Terminal Street.

NOW THEREFORE, BE IT RESOLVED the Port Commission of the Port, hereby approves, and authorizes the Port CEO/Executive Director to submit a Seaport Connectivity Program application with a contribution of up to Twenty-five percent (25%) for the East 5th Street Reconstruction Project.

Approved this 20th day of July 2023.

Barbara Fratila
Port Commission Secretary

THE STATE OF TEXAS §
 §
COUNTY OF BRAZORIA §

This instrument was acknowledged before me on this 20th day of July 2023, by Barbara Fratila, Port Commission Secretary, of Port Freeport, a political subdivision of the State of Texas, on behalf of said political subdivisions.

NOTARY PUBLIC, STATE OF TEXAS



1100 CHERRY ST. • FREEPORT, TX 77541
(979) 233-2667 • 1 (800) 362-5743 • FAX: (979) 373-0023
WWW.PORTFREEPORT.COM

MEMORANDUM

TO: Commissioners
Directors
Legal Counsel

FROM: Jesse Hibbetts
Operations Manager

DATE: July 12, 2023

SUBJECT: Purchase of New Tractor for Maintenance

Bids were received and opened for the purchase of a new 100HP 4WD Tractor with Cab and Frontend Loader on Monday June 27 at 2:00pm.

Two companies submitted bids with Wharton Tractor Company submitting the lowest proposal that met and exceeded the requirements/specifications.

I recommend the Port move forward with the submitted proposal from Wharton Tractor Company to purchase the new tractor in the amount of \$66,429.90. This quote came in below the budgeted amount.

[PORT COMMISSION](#)

RAVI K. SINGHANIA, CHAIRMAN; **ROB GIESECKE**, VICE CHAIRMAN; **BARBARA FRATILA**, SECRETARY; **KIM KINCANNON**, ASST. SECRETARY;
DAN CROFT, COMMISSIONER; **RUDY SANTOS**, COMMISSIONER; **PHYLLIS SAATHOFF**, EXECUTIVE DIRECTOR/CEO

RESOLUTION

At a Regular Meeting of the Port Commission of Port Freeport held at the office of said Port at 1100 Cherry, Freeport, Texas on the 20th of July 2023, among other business came on to be considered the following resolution, which was upon motion duly made and seconded, adopted by vote of all Commissioners present, which resolution is as follows:

FINDINGS

1. Due and proper notice of the date, time, place, and purpose of this meeting has been duly given in accordance with the provisions of the Texas Open Meetings Act, and such meeting has been conducted in accordance with said Open Meetings Act.

2. Section 62.122 of the Texas Water Code provides that the disposition of salvage or surplus personal property shall be in the same manner as a commissioner's court of a county under Subchapter D, Chapter 263 of the Texas Local Government Code.

3. The Commission finds that the property set forth in Exhibit "A", which is hereby incorporated by reference, is found to be salvage or surplus personal property, no longer needed for Port purposes, and should be disposed of as follows:

a. Sold to the highest bidder by competitive bid or auction, after notice in a newspaper after the 30th day but before the 10th day before the date of sale; or **b.** offer the property as trade in for new property of the same general type; or **c.** If no bids are received, it may be destroyed or disposed because it is worthless; or **d.** donated to a civic or charitable organization in Brazoria County, it would likely receive no bids or the expenses of sale would be greater than the bid price, and the donation serves a public purpose, and the charitable organization will incur the expenses for transportation or disposal.

NOW THEREFORE, BE IT RESOLVED that the property set forth in Exhibit "A" and attached hereto is surplus property and shall be disposed of in any one of the following manners and as permitted by law:

a. Sold to the highest bidder by competitive bid or auction, after notice in a newspaper after the 30th day but before the 10th day before the date of sale; or **b.** offer the property as trade in for new property of the same general type; or **c.** If no bids are received, it may be destroyed or disposed because it is worthless; or **d.** donated to a civic or charitable organization in Brazoria County, it would likely receive no bids or the expenses of sale would be greater than the bid price, and the donation serves a public purpose, and the charitable organization will incur the expenses for transportation or disposal.

Exhibit A

Quantity	Item	Description	Purpose
1	2011 Ford Expedition	Vin # 1FMJU1G5XBEF28016	Trade in on new vehicle
1	2008 Chevy Colorado 4DR	Vin# 1GCCS13E588156567	Trade in on new vehicle



1100 CHERRY ST. • FREEPORT, TX 77541
(979) 233-2667 • 1 (800) 362-5743 • FAX: (979) 233-5625
WWW.PORTFREEPORT.COM

MEMORANDUM

TO: Port Commissioners
Phyllis Saathoff, Executive Director/CEO

FROM: Darlene Winkler, Communications Specialist

DATE: July 20, 2023

SUBJECT: 2023 Port Freeport Annual Golf Tournament

The 2023 Port Freeport Annual Golf Tournament has been scheduled for Monday, October 16, 2023, at The Wilderness Golf Course.

Considering that the event will take place during FY 2024 and certain preparations need to be made, staff seeks approval for a total budget amount of \$20,000 with a Port Freeport contribution of \$3,000, the same amount contributed by Port Freeport in 2022 and 2021.

Since 2012, proceeds from the Port Freeport Annual Golf Tournament have benefitted the Texas Port Ministry, which provides a valuable service for all users of the Freeport Harbor Channel, especially for our international seafarers, truckers, and port labor.

Staff recommends that Texas Port Ministry be the benefactor for the 2023 Golf Tournament with the proposed budget.

PORT COMMISSION

RAVI K. SINGHANIA, CHAIRMAN; ROB GIESECKE, VICE CHAIRMAN; BARBARA FRATILA, SECRETARY; KIM KINCANNON, ASST. SECRETARY;
DAN CROFT, COMMISSIONER; RUDY SANTOS, COMMISSIONER; PHYLLIS SAATHOFF, EXECUTIVE DIRECTOR/CEO



1100 CHERRY ST. • FREEPORT, TX 77541
(979) 233-2667 • 1 (800) 362-5743 • FAX: (979) 373-0023
WWW.PORTFREEPORT.COM

**EXECUTIVE DIRECTOR/CEO
COMMISSIONER
TRAVEL ARRANGEMENTS
October 2023**

NWC Annual Meeting

October 2-5, 2023

Sacramento, CA

Hotel: Sheraton Grand Sacramento Hotel

\$239/night

Registration Fee: \$650 (\$750 after August 1st)

Attendees: Saathoff

AAPA Annual Convention

October 22-25, 2023

Aurora, CO

Hotel: Gaylord Rockies Resort & Convention Center

\$280/night

Registration Fee: \$1,600

Attendees: Saathoff, Commissioners TBD

2023-2024 Tax Rate Estimates
Estimated Tax Roll \$21,500,000,000
Tax Rate \$0.035

	FY23 Rate	FY23		FY24 Rate	FY24
M&O	0.018144	\$ 3,515,922		0.013353	\$ 2,870,895
Debt Service (I&S)	<u>0.016856</u>	<u>\$ 3,266,335</u>		<u>0.021647</u>	<u>\$ 4,654,105</u>
Total Tax Rate	0.035000	\$ 6,782,257		0.035000	\$ 7,525,000

u o

 k

			Key Financial Projections vs General Obligation Debt Service Payment & Rate per Fiscal Year						
			2024	2025	2026	2027	2028	2029	2030
		Op Revenue	\$ 43,350,000	\$ 49,229,550	\$ 50,561,929	\$ 51,962,470	\$ 53,403,895	\$ 54,887,411	\$ 56,521,633
		Cash Flow from Ops	\$ 13,717,990	\$ 19,707,802	\$ 19,907,969	\$ 19,696,349	\$ 20,558,501	\$ 23,489,669	\$ 24,504,579
		Capital Needs	\$ 29,000,000	\$ 51,000,000	\$ 41,000,000	\$ 11,000,000	\$ 8,000,000		
		GO Debt Payment	\$ 4,654,200	\$ 5,612,950	\$ 6,205,750	\$ 7,249,525	\$ 7,246,675	\$ 7,247,725	\$ 7,242,225
Taxable Roll Value 2022	\$ 19,377,876,871								
Taxable Roll Value 2023	\$ 21,500,000,000		\$ 0.02165						
Taxable Roll Value 2024	\$ 23,300,000,000			\$ 0.02409					
Taxable Roll Value 2025	\$ 27,300,000,000				\$ 0.02273				
Taxable Roll Value 2026	\$ 30,700,000,000					\$ 0.02361			
Taxable Roll Value 2027	\$ 31,500,000,000						\$ 0.02301		
Taxable Roll Value 2028	\$ 33,500,000,000							\$ 0.02164	
Taxable Roll Value 2029	\$ 35,000,000,000								\$ 0.02069
Taxable Roll Value 2030	\$ 37,400,000,000								
Taxable Roll Value 2031	\$ 38,300,000,000								

Key Capital Projects

Rider 37 Access Project	\$	2,800,000							
Land Acquisitions	\$	1,800,000							
Cathodic Protection	\$	6,000,000							
P14 Pump Station	\$	1,440,000							
Portwide Pavement Upgrades	\$	3,700,000							
2 STS Gantry Cranes	\$	4,800,000	\$	4,800,000	\$	14,400,000			
DMPA1 Levee Raise	\$	5,000,000							
VT Area 4 Improvements		\$	16,400,000						
VT Area 5 Improvements		\$	9,500,000	\$	20,000,000				
VT Pump Station Intake Channel Improvements		\$	3,000,000	\$	5,000,000				
Transit Shed Modifications		\$	6,200,000						
VT Expansion Area Gate		\$	4,600,000						
Floodwall Modifications		\$	2,000,000						
VT Area 6 Improvements					\$	10,000,000			
North Gate Design							\$	7,000,000	

The information in this presentation contains “forward-looking statements”. Such statements may involve known and unknown risks, uncertainties, and other factors that may cause the actual results, performance and achievements to be different from future results, performance and achievements expressed or implied by such forward-looking statements. Readers are cautioned that the actual results could differ materially from those set forth in the forward-looking statements.

	2023	2024	2025	2026	2027	2028	2029	2030
Operating Cash Flow	\$ 17,589,568	\$ 17,589,568	\$ 13,717,990	\$ 19,707,802	\$ 19,907,969	\$ 19,696,349	\$ 20,558,501	\$ 23,489,669
Additional Revenue		\$ 2,000,000	\$ 5,879,550	\$ 1,332,380	\$ 1,400,541	\$ 1,441,425	\$ 1,483,517	\$ 1,634,222
Additional Expense @ 3.5%		\$ 507,675	\$ 525,444	\$ 543,834	\$ 562,868	\$ 582,569	\$ 602,959	\$ 624,062
Reduction in M&O		\$ 3,515,922						
Additional Debt Payments		\$ 1,847,981	\$ (635,706)	\$ 588,378	\$ 1,049,293	\$ (3,296)	\$ (2,050,610)	\$ (4,750)
Net Operating Cash		\$ 13,717,990	\$ 19,707,802	\$ 19,907,969	\$ 19,696,349	\$ 20,558,501	\$ 23,489,669	\$ 24,504,579

Total Debt Payments

2023	\$ 17,265,472	
2024	\$ 19,113,454	\$ 1,847,982
2025	\$ 18,477,748	\$ (635,706)
2026	\$ 19,066,126	\$ 588,378
2027	\$ 20,115,419	\$ 1,049,293
2028	\$ 20,112,123	\$ (3,296)
2029	\$ 18,061,513	\$ (2,050,610)
2030	\$ 18,056,763	\$ (4,750)

The information in this presentation contains “forward-looking statements”. Such statements may involve known and unknown risks, uncertainties, and other factors that may cause the actual results, performance and achievements to be different from future results, performance and achievements expressed or implied by such forward-looking statements. Readers are cautioned that the actual results could differ materially from those set forth in the forward-looking statements