

AGENDA

**Port Freeport
Port Commission
Regular Meeting
Thursday, April 27, 2023, 1:00 pm - 5:00 pm
In Person & Videoconference - Administration Building - 1100 Cherry Street - Freeport**

This meeting agenda with the agenda packet is posted online at www.portfreeport.com

The meeting will be conducted pursuant to Section 551.127 of the Texas Government Code titled "Videoconference Call." A quorum of the Port Commission, including the presiding officer, will be present at the Commissioner Meeting Room located at 1100 Cherry Street, Freeport, Texas. The public will be permitted to attend the meeting in person or by videoconference.

The videoconference is available online as follows:

Join Zoom Meeting

<https://us02web.zoom.us/j/85748082164?pwd=cFRhekd6Y2tGMGkxWWFtSDJHK01aZz09>

Meeting ID: 857 4808 2164

Passcode: 566278

Dial by your location

1 346 248 7799 US (Houston)

Meeting ID: 857 4808 2164

Find your local number: <https://us02web.zoom.us/u/kRmRVFFR>

1. CONVENE OPEN SESSION in accordance with Texas Government Code Section 551.001, et. seq., to review and consider the following:
2. Invocation.
3. Pledge of Allegiance: U.S. Flag & Texas Flag
4. Roll Call.
5. Safety Briefing.
6. Call to identify and discuss any conflicts of interest that may lead to a Commissioner abstaining from voting on any posted agenda item.
7. Public Comment. (Public comment on any matter not on this Agenda will be limited to 5 minutes per participant and can be completed in person or by videoconference)
8. Public Testimony. (Public testimony on any item on this Agenda will be limited to 5 minutes per agenda item to be addressed per participant and can be completed in person or by videoconference. The participant shall identify in advance the specific agenda item or items to be addressed.
9. Approval of minutes from the Regular Meeting held April 13, 2023 and the Special Meeting held April 18, 2023.
10. Receive reports from Executive Staff on activities and matters related to COVID-19 health safety matters, administrative affairs, financial results, facility engineering matters, operations and vessel activity, port safety matters, port security matters, Port tenant updates, USCOE, and other related port affairs.
 - A. Executive Director/CEO
 - B. Chief Financial Officer
 - C. Director of Engineering
 - D. Director of Operations
 - E. Director of Business & Economic Development

11. Receive report from Commissioners on matters related to:
 - A. April 13 OSS Advisory Committee
 - B. Port Commission related meetings or conferences, Port presentations and other Port related matters.
12. Approval of financial reports presented for the period ending March 31, 2023.
13. Approval of the purchase of NRVs for camera storage, for an amount not to exceed \$40,736.94.
14. Approval of the purchase of a transformer for the ZPMC Gantry Cranes, in the amount of \$44,421.00 plus freight.
15. Approval of a Professional Services Agreement with Leaf Engineers for the Fiber Optic Extension Project, for an amount not to exceed \$22,000.00.
16. Receive update and discuss legislation under consideration in the Texas 88th Legislature.
17. EXECUTIVE SESSION in accordance with Subchapter D of the Open Meetings Act, Texas Government Code Section 551.001, et. seq., to review and consider the following:
 - A. Under authority of Section 551.071 (Consultation with Attorney):
 1. Consultation with attorney under Government Code Section 551.071(1) (to seek or receive attorney's advice on pending or contemplated litigation).
 2. Consultation with attorney under Government Code Section 551.071(2) (to seek or receive attorney's advice on legal matters that are not related to litigation).
 - B. Under authority of Section 551.087 (Economic Development Negotiations or Incentives):
 1. To discuss or deliberate regarding commercial or financial information that the governmental body has received from a business prospect that the governmental body seeks to have locate, stay or expand in or near the territory of the governmental body and with which the governmental body is conducting economic development negotiations.
 2. To deliberate the offer of a financial or other incentive to a business prospect described by Subdivision (1).
 - C. Under authority of Section 551.072 (Deliberation of Real Property Matters) for discussion regarding:
 1. The potential exchange, lease, or value of real property located in Freeport, Texas, including but not limited to the area known as the East End of Freeport and bordered by or adjacent to the following streets: FM 1495; East 2nd Street; Terminal Street and East 8th Street in Freeport, Texas.
 2. The potential purchase, exchange, lease or value of real property located at Port Freeport, including but not limited to the real property located at and contiguous to Berths 1, 2, 5, 7 and 8.
 3. The potential exchange, lease, or value of real property located at Port Freeport, including but not limited to Parcels 14, 19, 27, 34 and property on Quintana Island.
18. RECONVENE OPEN SESSION:
19. Adjourn.

The Port Commission does not anticipate going into a closed session under Chapter 551 of the Texas Government Code at this meeting for any other items on the agenda, however, if necessary, the Port Commission may go into a closed session as permitted by law regarding any item on the agenda.

With this posted notice, Port Commissioners have been provided certain background information on the above listed agenda items. Copies of this information can be obtained by the public at the Port Administrative offices at 1100 Cherry Street, Freeport, TX.



Phyllis Saathoff, Executive Director/CEO
PORT FREEPORT

Minutes of Port Commission Regular Meeting
April 13, 2023
In Person & Videoconference

A Regular Meeting of the Port Commission of Port Freeport was held April 13, 2023, beginning at 1:02 PM at the Administration Building, 1100 Cherry Street, Freeport, Texas.

This meeting agenda with the agenda packet is posted online at www.portfreeport.com

The meeting will be conducted pursuant to Section 551.127 of the Texas Government Code titled "Videoconference Call." A quorum of the Port Commission, including the presiding officer, will be present at the Commissioner Meeting Room located at 1100 Cherry Street, Freeport, Texas. The public will be permitted to attend the meeting in person or by videoconference.

The videoconference is available online as follows:

Join Zoom Meeting

<https://us02web.zoom.us/j/82132015321?pwd=SFVBRVhZUCs2NStZbmhaM2FCbDdpQT09>

Meeting ID: 821 3201 5321

Passcode: 602465

Dial by your location

+1 346 248 7799 US (Houston)

Meeting ID: 821 3201 5321

Find your local number: <https://us02web.zoom.us/u/kIMvpYzmX>

Commissioners present in person:

Mr. John Hoss, Chairman
Mr. Dan Croft, Secretary
Mr. Rob Giesecke, Asst. Secretary
Mr. Ravi Singhania, Commissioner
Mr. Shane Pirtle, Commissioner

Commissioners Absent:

Mr. Rudy Santos, Vice Chairman

Staff Members Present:

Mr. Grady Randle, Legal Counsel
Ms. Phyllis Saathoff, Executive Director/CEO
Mr. Rob Lowe, Director of Administration/CFO
Mr. Al Durel, Director of Operations
Mr. Mike Wilson, Director of Economic Development & Freight Mobility
Mr. Chris Hogan, Director of Protective Services
Mr. Jason Hull, Director of Engineering
Mr. Jason Miura, Director of Business & Economic Development
Mr. Brandon Robertson, Director of Information Technology
Ms. Missy Bevers, Executive Assistant
Ms. Mary Campus, Controller
Mr. Jesse Hibbetts, Operations Manager
Ms. Christine Lewis, Safety Coordinator

Ms. Emily Henderson, Marketing Specialist
Ms. Katie Tudor, Sales Representative
Ms. Tricia Vela, Public Affairs Assistant
Ms. Bailee Pavlovsky, Accounting Analyst

Also, present:

Mr. Chris Moore, Texas Port Ministry
Mr. Peter Nemeth, Crain, Caton & James
Ms. Barbara Fratila
Mr. Sammy Chambliss
Mr. Kim Kincannon

1. CONVENE OPEN SESSION in accordance with Texas Government Code Section 551.001, et. seq., to review and consider the following:
2. Invocation – Mr. Chris Moore, Texas Port Ministry
3. Pledge of Allegiance – U.S. Flag and Texas Flag
4. Roll Call – Commissioner Hoss noted that Commissioner Santos was absent. All other Commissioners were present in the Board Room.
5. Safety Briefing – Ms. Christine Lewis provided a safety moment with tips for sharing the road.
6. Call to identify and discuss any conflicts of interest that may lead to a Commissioner abstaining from voting on any posted agenda item.

There were no conflicts noted by Commissioners.

7. Public Comment – There were no public comments.
8. Public Testimony – There was no public testimony.
9. Approval of minutes from the Regular Meeting held March 23, 2023, and the Regular Meeting held March 29, 2023.

A motion was made by Commissioner Croft to approve the minutes as presented. The motion was seconded by Commissioner Pirtle with all Commissioners present voting in favor of the motion.

10. Receive report from Executive Director/CEO and/or Port staff on activities and matters related to COVID-19 health safety matters, administrative affairs, financial results, facility engineering matters, operations and vessel activity, port safety matters, port security matters, Port tenant updates, USCOE, and other related port affairs.

Ms. Saathoff reported attending the AAPA Legislative Summit along with Commissioners Santos and Singhanian where they were also able to secure meetings with representatives from Senators Cornyn and Cruz and Congressman Weber's office to thank them for their support

with the port receiving the remaining funding needed for the channel project. The delegation also attended a meeting with Senator Cornyn and other Texas port directors highlighting Texas ports and matters of current importance. Staff recently participated in the Executive Governance Meeting with Col. Blackmon and the team that supports Port Freeport from the Corps noting that the final contract for completing the Freeport Harbor Channel Improvement Project should be awarded next month with work beginning this summer, lasting approximately 2.5 years. Ms. Saathoff also reported attending the Port Authority Advisory Committee Meeting April 11 stating that the committee is evaluating criteria for scoring projects submitted for funding that's allocated by the state legislature to port programs. Port Freeport will be issuing a joint press release with Dole Fresh Fruit to recognize 40 years of partnership. The lease agreement with Dole was signed April 25, 1993. Commissioner Singhania reported that while in DC, Commissioner Santos, Ms. Saathoff and himself had the opportunity to visit the Volkswagen facility noting that it is a very first-class facility. He also commented on a dinner he attended with Randy Weber and funding recently received. Mr. Durel gave an update on the process to acquire new ship to shore gantry cranes, noting that staff worked with Paul Bridges & Associates to put together the technical specifications for the cranes which have been sent to ZPMC. Next steps will be for PBA to send an example/guide of pricing, construction and erection agreement to continue conversations with ZPMC. Construction and delivery of the new cranes will take approximately 20 months. Meanwhile, PBA is also continuing the search for two used cranes. Commissioner Giesecke commented on an article he recently read regarding security concerns with the ZPMC cranes. Mr. Robertson confirmed that no one has access to the cranes internally besides port employees noting that the cranes sit within the port's network behind firewalls and are not at all connected to the internet. Lastly, Ms. Saathoff stated that the Port's annual Take-a-Child Fishing Tournament is scheduled for May 6th and thanked the community sponsors for their generosity.

11. Approval of a Construction Contract with Noble Building & Development, LLC for the Gate 8 Guardhouse Expansion project, for an amount not to exceed \$162,525.00.

Mr. Hull stated that this project involves building an addition onto the back of Gate 8 Guardhouse to house equipment which is currently housed in the restroom of the gate. The room will have a separate air conditioning system for the equipment to keep humidity out. The Port received one bid from Noble Building & Development in the amount of \$162,525.00. Contributing factors to the bid amount is that the project is small but because the building is occupied 24/7, construction will take place around working staff and operations.

A motion was made by Commissioner Singhania to approve the contract for \$162,525.00 to Noble Building & Development, LLC for the Gate 8 Guardhouse Expansion project. The motion was seconded by Commissioner Croft with all Commissioners present voting in favor of the motion.

12. Adoption of a Resolution Authorizing the Submission of a PIDP Grant Application.

Mr. Miura stated that on February 15, 2023, the Port Commission approved staff to engage the Goodman Corporation to prepare Port Freeport's 2023 Port Infrastructure Development Program grant application which will be largely based on the 2022 application. The application must satisfy several statutory requirements with one being able that the applicant is able to demonstrate it has sufficient funding available to meet the matching requirements.

The cost of the Velasco Terminal Sustainable Expansion Project includes two components with one being the North Access Gate at a cost of \$4,635,937.50. The second is the Refrigerated Cross Dock at a cost of \$16,641,900.00 for a total project cost of \$21,277,837.50. The Port is seeking a 75% match from MARAD in the amount of \$15,958,378.13 with Port Freeport's 25% portion being \$ 5,319,459.37. Staff has prepared a resolution that approves and authorizes the submission of a 2023 PIDP Grant Application demonstrating Port Freeport has sufficient funds available to meet the matching requirements. Staff recommend approval of the resolution as presented. Commissioner Croft noted that the Finance Advisory Committee reviewed the resolution and supports approval. The cross-dock operation moves cargo from an ocean-going container to an open road truck to be used by port users. The project will be considered even without grant funding.

A motion was made by Commissioner Croft to approve the resolution as presented by staff. The motion was seconded by Commissioner Pirtle with all Commissioners present voting in favor of the motion.

13. Approval of the reaffirmation of Port Freeport's Environmental Statement.

Mr. Miura stated that staff met with the Strategic Planning Advisory Committee April 11 to discuss the Port's environmental statement. In 2022, Port Freeport submitted a PIDP application for the Velasco Terminal Sustainable Expansion Project. The Notice of Funding Opportunity for the 2022 PIDP grant program requested applicants to describe its environmental conservation efforts and if those efforts were tied to a sustainability program or plan. Port Freeport's 2022 application was not awarded funding. During the application debrief with the U.S. Department of Transportation Maritime Administration, it was noted that Port Freeport could improve its focus on the above-mentioned items. Staff has received interest from parties wishing to conduct business at Port Freeport and the topic of ESG (Environmental, Social and Governance) has been a recurring item of discussion, with parties interested in the Port's Sustainability statement, plan, and any action or programs completed. Mr. Miura stated that while Port Freeport has been very active with its investments and partnerships to ensure we are good environmental stewards by purchasing electric cranes, converting to LED lighting, partnering with the only LNG export facility that utilizes electric generators and our partnership with TxDOT to establish heavy-lift corridors which reduces trucks on highways thereby reducing emissions and improving public safety. Port Freeport currently does not have an approved sustainability plan nor its calculated baseline greenhouse gas emission. Staff has researched approximately 60 other companies including leading Ports in the U.S., leading global carriers, Port Freeport's customer base and leading vehicle manufacturers to determine which ones had sustainability plans and goals to achieve net zero emissions or carbon neutrality. Approximately 70% of the companies researched had stated goals to be net zero by some date in the future. Staff recommends the Port Commission reaffirm Port Freeport's Environmental Statement, so it can be included in forthcoming grant applications and proposals. The Environmental Statement reads as follows....

PORT FREEPORT Environmental Statement

Port Freeport is fully committed to conducting Port activities in a proactive manner that is protective of the environment, through management and staff commitment, public outreach, and regulatory compliance.

Management and Staff Commitment

Port Freeport's Board of Commissioners, Management and staff are committed to the protection of all aspects of the environment, while applying the principles of continuous improvement.

Public Outreach

The Port is committed to providing public outreach and leadership on environmental issues. The Port will make this policy available to its staff, tenants, customers, vendors, and the community.

Regulatory Compliance

Port Freeport will comply with all applicable environmental regulations and other requirements while promoting sustainable growth and development.

Mr. Miura stated that the Strategic Planning Advisory Committee supports the recommendation by staff to reaffirm the environmental statement and advised staff to begin working towards having a plan in place by 2025. Upon reaffirmation of the statement, staff also recommends engaging a firm who specializes in the area of sustainability to help guide the Port's development of a sustainability plan.

Commissioner Singhania clarified that once the Commission approves the reaffirmation, the goal is to have an ESG as part of the statement. He also recommended keeping track of environmental accomplishments throughout the year as staff is always achieving goals in the background, however it is not well documented. Mr. Miura confirmed that staff will work with the consultant to establish a baseline with goals to reduce the number. He also stated that most of the firms researched who have a stated goal, produce an annual sustainability report.

With regard to the 2025 timeline, Commissioner Giesecke commented that if not having a sustainability policy in place is hindering the Port in the acquisition of grants and possible business with prospective tenants and users, shouldn't the deadline be sooner if it will result in additional federal funding and revenue from new business. Commissioner Singhania agreed suggesting the policy be in place this year with implementation of goals and processes that can be reviewed.

Commissioner Croft commented that this item should be included in the budget and allocate funds towards it to properly define that staff has taken it seriously by allocating funds towards achieving objectives.

A motion was made by Commissioner Singhania to approve the reaffirmation of the environmental statement and request staff to obtain a consultant to establish an ESG policy and implementation process. The motion was seconded by Commissioner Pirtle with all Commissioners present voting in favor of the motion.

14. Receive update and discuss funding for Gulf Coast Protection District and Velasco Drainage District for the Sabine Pass to Galveston Bay Project.

Ms. Saathoff began by reminding everyone that the Port Commission previously approved a resolution in support of Velasco Drainage District seeking direct funding for the non-federal share of the Sabine to Galveston Project piece specifically in the Freeport area. They

received broad community support and began discussions in Austin seeking additional funding, especially since the state had such a large surplus and originally there had been an agreement stating the state would be supportive of the project and funding the non-federal share. The last legislative session the Gulf Coast Protection District was created with Harris, Orange, Jefferson, Galveston counties joining the GCPD with Brazoria County opting to not join with Velasco Drainage District and Port Freeport supporting that decision. What has changed in Austin is that is the introduction of a bill sponsored by Representative Dennis Paul and Thompson to create the GCPD Trust Fund which would create a fund outside the treasury of the comptroller, administered by the GLO. This fund could receive money from gifts, grants or donations to the GLO for the protection of the Gulf Coast or other sources designated by the legislature. The funds can only be used to pay expenditures for the development of infrastructure necessary or useful for protecting the Gulf Coast within the territory of the GCPD. The GLO will be able to manage the funds, investing as necessary but only distributed to the GCPD. Ms. Saathoff stated that her understanding is if this fund is created, there would also be a directed amount of money placed into the trust fund to be spent over longer terms than just the annual budget biennium which is why they want to create the trust fund. Instead of relying on what's happening each legislative cycle, they can make a larger allocation while they have the surplus to address the Gulf Coast resiliency and protection. Brazoria County, VDD and others continue to evaluate and reconsider whether or not it's appropriate to join the GCPD. The GCPD does have taxing authority. If implemented, it would have to be voted on before implemented but how that vote is taken and measured is not clear. Currently the way the GCPD is organized, all the counties currently in the district have a seat on the governing body. Current legislation does not guarantee a seat will be given to Brazoria County if they elect to join the district. Ms. Saathoff further stated that if they make that decision and the County is allowed to make the decision, legislation should be changed to assure a seat. While Port Freeport supports the trust fund, they also want to make sure the local level continues to make decisions (in partnership with the Corps) on the design, construction and execution of projects. Because the projects run through Ports Freeport, Orange, Port Arthur, Beaumont, etc., the ports need to remain in conversations to ensure they are given the right amount of participation in the process to make sure it's designed correctly, and the building implementation does not disrupt the movement of commerce. Ms. Saathoff further stated that the Port's position remains the same in that it supports funding of the non-federal share from a state level, but further voice should be given if the trust fund route is pursued and the County joins GCPD. Ms. Saathoff wanted to make the Port Commission aware of what had taken place. She did note the bill related to this has moved favorably out of the Natural Resource Committee on the House side.

15. Receive update and discuss legislation under consideration in the Texas 88th Legislature.

Ms. Saathoff first gave an update on the bills the Port Commission supported by adoption of a resolution and then noted bills that are of interest to the Port. They include the following...

SB 1499 (Nichols) - Provides funding to certain port projects creating the Port Improvement Fund. Moved through transportation, passed the Senate and referred to the House.

HB 2605 (Canales) – Parallel bill to 1499. Heard in transportation committee April 12th. SB moved over and referred to the house transportation committee. Both bills are moving quickly.

SB 1500 (Nichols) – Port Omnibus Bill. Moved out of transportation, passed on April 3rd by Senate and referred to the House.

HB 2606 (Canales) – Heard in transportation on April 12th. Receiving Senate version and picking it up to move forward.

SB 818 (Alvarado) - Disposition of real property items – Intact as presented. Passed the Senate April 3, referred to the House.

HB 1511 – (Perez) - Companion bill 818. Reported favorably out of House transportation. House bill is expected to be picked up.

Ms. Saathoff stated that staff tracks different areas of interest from bills that may affect different sections of the code including, transportation code covering the Brazos Pilots to administrative items that involve notifications to the public, public information act, public meetings act to finance related items such as the ability to issue debt, property values to tax rates. Following are a few bills of interest...

HB 159 (Landgraf) Tax rate notifications. Moved through Ways and Means, reported favorably April 4.

HB 187 (Landgraf) Bond sales. This bill supports the effort to move all GO Bond sales to a November ballot. It is currently pending on the financial services committee.

SB 561 (Sparks) Bond sales. Limit debt issuances if the life exceeds expected life of assets currently.

SB 541 (Campbell) Prohibit businesses from state contracts (or special districts) if they are prohibited under the John S. McCain National Defense Act of 2019. Under federal contracts, there are restrictions on businesses that are able to bid on government contracts. If they are on certain lists or prohibited under Section 889 of the John S. McCain National Defense Act of 2019 which applied to federal contracts. Passed Senate April 4 and referred to the House.

SB 1104 (Birdwell) Related to rules governing declared disasters. Passed the Senate March 28.

HB 2654 (Slawson) Companion bill to SB 1104. Has moved to the state affairs committee but the hearing has not been set.

HB 338 (Paul) & SB 2431 (Bettencourt) Related to changing the name of the Harris County Flood Control District to the Gulf Coast Resiliency District. Also, transferring the assets programs and facilities of the Harris County Toll Road Authority to that body.

Ms. Saathoff also noted there are two bills proposing to put the Gulf Coast Protection District on schedule to be put under sunset review. It has been heard in the business and commerce committee and left pending. Has not been heard in the House.

16. EXECUTIVE SESSION in accordance with Subchapter D of the Open Meetings Act, Texas Government Code Section 551.001, et. seq., to review and consider the following:

- A. Under authority of Section 551.071 (Consultation with Attorney) for discussion regarding:
1. Consultation with attorney under Government Code Section 551.071(1) (to seek or receive attorney's advice on pending or contemplated litigation or a settlement offer).
 2. Consultation with attorney under Government Code Section 551.071(2) (to seek or receive attorney's advice on legal matters that are not related to litigation).
- B. Under authority of Section 551.087 (Economic Development Negotiations or Incentives):
1. To discuss or deliberate regarding commercial or financial information that the governmental body has received from a business prospect that the governmental body seeks to have locate, stay or expand in or near the territory of the governmental body and with which the governmental body is conducting economic development negotiations.
 2. To deliberate the offer of a financial or other incentive to a business prospect described by Subdivision (1).
- C. Under authority of Section 551.072 (Deliberation Concerning Real Property Matters) for discussion regarding:
1. Discussion regarding the potential exchange, lease, or value of real property located in Freeport, Texas, including but not limited to the area known as the East End of Freeport and bordered by or adjacent to the following streets: FM1495; East 2nd Street; Terminal Street and East 8th Street in Freeport, Texas.
 2. The potential purchase, exchange, lease, or value of real property located at Port Freeport, including but not limited to the real property located at and contiguous to Berths 1, 2, 5, 7 and 8.
 3. The potential exchange, lease, or value of real property located at Port Freeport, including but not limited to Parcels 14, 19, 27, 34 and property on Quintana Island.

17. RECONVENE OPEN SESSION:

18. Adjourn.

With no further business before the Commission, the meeting adjourned at 5:38 PM.

John Hoss, Chairman

Absent
Rudy Santos, Vice Chairman

Dan Croft, Secretary

Rob Giesecke, Asst. Secretary

Ravi K. Singhania, Commissioner

Shane Pirtle, Commissioner

Minutes of Port Commission Special Meeting
April 18, 2023
In Person & Videoconference

A Special Meeting of the Port Commission of Port Freeport was held April 18, 2023, beginning at 7:36 AM at the Administration Building, 1100 Cherry Street, Freeport, Texas.

This meeting agenda with the agenda packet is posted online at www.portfreeport.com

The meeting will be conducted pursuant to Section 551.127 of the Texas Government Code titled "Videoconference Call." A quorum of the Port Commission, including the presiding officer, will be present at the Commissioner Meeting Room located at 1100 Cherry Street, Freeport, Texas. The public will be permitted to attend the meeting in person or by videoconference.

The videoconference is available online as follows:

Join Zoom Meeting

<https://us02web.zoom.us/j/82928613783?pwd=SU9ocVUwMnZVRiswVkVOcUl6SVkrdz09>

Meeting ID: 829 2861 3783

Dial by your location

+1 346 248 7799 US (Houston)

Meeting ID: 829 2861 3783

Find your local number: <https://us02web.zoom.us/u/kcvHETzkOo>

Commissioners present in person:

Mr. John Hoss, Chairman
Mr. Rudy Santos, Vice Chairman
Mr. Dan Croft, Secretary
Mr. Rob Giesecke, Asst. Secretary
Mr. Shane Pirtle, Commissioner

Commissioners present by videoconference:

Mr. Ravi Singhania, Commissioner

Staff Members Present:

Mr. Grady Randle, Legal Counsel
Ms. Phyllis Saathoff, Executive Director/CEO
Mr. Rob Lowe, Director of Administration/CFO
Mr. Jason Hull, Director of Engineering
Ms. Missy Bevers, Executive Assistant
Mr. Rico Arbolante, Help Desk Technician

Also, present:

Mr. Peter Nemeth, Crain, Caton & James
Ms. Barbara Fratila

1. CONVENE OPEN SESSION in accordance with Texas Government Code Section 551.001, et. seq., to review and consider the following:

2. Roll Call – Commissioner Hoss noted that Commissioner Singhanian was present by videoconference while all other Commissioners were present in the Board Room.
3. Call to identify and discuss any conflicts of interest that may lead to a Commissioner abstaining from voting on any posted agenda item.

There were no conflicts noted from Commissioners.

4. Public Comment – There were no public comments.
5. Public Testimony – There was no public testimony.
6. EXECUTIVE SESSION in accordance with Subchapter D of the Open Meetings Act, Texas Government Code Section 551.001, et. seq., to review and consider the following:
 - A. Under authority of Section 551.071 (Consultation with Attorney) for discussion regarding:
 1. Consultation with attorney under Government Code Section 551.071(1) (to seek or receive attorney's advice on pending or contemplated litigation or a settlement offer).
 2. Consultation with attorney under Government Code Section 551.071(2) (to seek or receive attorney's advice on legal matters that are not related to litigation).

7. RECONVENE OPEN SESSION:

Commissioner Hoss noted that Commissioner Singhanian left the meeting during executive session at 8:10 AM.

8. Consideration and possible approval of an amended Mediator's Settlement Proposal dated 04-14-2023 providing a Framework for Resolution of issues between Port Freeport and the City of Freeport.

As part of the negotiating team, Commissioner Giesecke stated the team worked hard on it, hit the City's appraisal number and felt it was a good agreement. They basically gave the City what they were asking for in terms of the price, thought it was a good resolution and still stands by that.

Commissioner Pirtle thanked the negotiating team for their time spent working through the process.

Commissioner Hoss stated that the mediator did a fine job moving things along and communicating and with assistance from the state rep, helping to craft some of the legislation. He echoed Commissioner Giesecke by stating he believes it meets the requirements of the citizens of Freeport to protect them from growth and actually puts the control in their hands for future growth. He supports the settlement.

A motion was made by Commissioner Pirtle to approve the proposal. The motion was seconded by Commissioner Croft with all Commissioners present voting in favor of the motion.

9. Adoption of a Resolution in favor of proposed legislation (House Bill CS HB 5336 and any companion Senate bill).

Commissioner Hoss stated that the Commission still supports the legislation, the Port's state rep and senator and their attention to this matter.

Commissioner Giesecke stated that the last time the Commission had a resolution in support of legislation, he voted against it because it had disannexation in it and he did not like that and did not like the threat. This resolution is a balanced approach, giving the city (the citizens) protection against further encroachment by the Port. It takes voter approval for any purchase of property in the protected zones and believes it's about the most balanced thing the Port can do because it gives the City that guardrail to keep the Port from going further. He added that it's a good compromise and thanked Representative Vasut's efforts in crafting the legislation. He supports it.

A motion was made by Commissioner Croft to adopt the resolution. The motion was seconded by Commissioner Pirtle with all Commissioners present voting in favor of the motion.

10. Adjourn.

With no further business before the Commission, the meeting adjourned at 8:35 AM.

John Hoss, Chairman

Rudy Santos, Vice Chairman

Dan Croft, Secretary

Rob Giesecke, Asst. Secretary

Ravi K. Singhania, Commissioner

Shane Pirtle, Commissioner



1100 CHERRY ST. • FREEPORT, TX 77541
(979) 233-2667 • 1 (800) 362-5743 • FAX: (979) 373-0023
WWW.PORTFREEPORT.COM

MEMORANDUM

TO: Phyllis Saathoff, Executive Director/CEO
FROM: Darlene Winkler, Communications Specialist
DATE: April 27, 2023
SUBJECT: Public Affairs – April 2023

PUBLIC AFFAIRS

Communications and Media

Staff continues to post on social media port facts, press releases, safety awareness, hurricane preparedness, and other information pertinent to our community.

Freeport Harbor Channel Marine Traffic – The website is being maintained as a resource to the Freeport Harbor Channel community for information on marine traffic related to FHCIP dredging. Orion has completed the dry excavation work in the bend east of P66. No impact to vessel traffic. Channel dredging is expected to resume by 2nd quarter 2023. Updates will be posted accordingly.

Freeport Harbor Channel Improvement Project – Staff continues to respond to inquiries from the public regarding Port Freeport and the Freeport Harbor Channel Improvement Project, as well as maintain updated information on both www.portfreeport.com and www.portfreeportbonderection.com.

Print and Social Media Monitoring – Staff continues to monitor publications, newspapers, agendas, and social media for matters pertaining to Port Freeport, Port Freeport's partners, and the harbor community.

Press Releases and News Postings — The following press release was distributed in late March.

OCEANUS LINE SERVICE LINKS FLORIDA'S SEAPORT MANATEE, TEXAS' PORT FREEPORT on March 30, 2023.

[PORT COMMISSION](#)

JOHN HOSS, CHAIRMAN; RUDY SANTOS, VICE CHAIRMAN; DAN CROFT, SECRETARY; ROB GIESECKE, ASST. SECRETARY;
RAVI K. SINGHANIA, COMMISSIONER; SHANE PIRTLE, COMMISSIONER; PHYLLIS SAATHOFF, EXECUTIVE DIRECTOR/CEO

Port Events

Community Advisory Panel (C.A.P.) – The first quarterly meeting was held on March 21st at the Clute Event Center. Guest speaker Patty Worfe, President & CEO, of the Economic Development Council of Brazoria County provided an update on the growth and major industry impact on the county. Phyllis shared information from the latest economic impact study, new business, and the expansion projects' status. Members shared matters and events taking place in their local communities.

Proposed dates for future C.A.P. meetings are listed below.

Tuesday, June 6th, Dow Academic Center

Tuesday, September 12th

Tuesday, December 5th, Angleton High School CTE

Port Freeport Take-A-Child Fishing Tournament (TACFT) – The 23rd Annual Port Freeport Take-A-Child Fishing Tournament will be held ***Saturday, May 6, 2023***, at the Freeport Municipal Park. The Captain's Dinner will be held on ***Thursday, May 4, 2023***, at River Place in Freeport.

The staff continues with the planning and marketing of the tournament. This year's weigh masters will be Kevin Burns, Brazoria County Parks Department, Constable David Thacker, Pct. 1, and Alisha Lewis. Weighing Technologies, Inc. located in Richwood will donate the rental of the weighing scale as it has over the past several years. We are seeking additional fishing monitors to assist with the tournament. Freeport Fire Department will assist with the first aid station. First Baptist Church of Freeport will be present to provide face painting services. Farmers Insurance-Kristy Anders and LJA Surveying will have a booth passing out snacks and promotional items. Gulf Coast Rescue Squad will be present with an airboat and water educational information. Southern Shaved Cool Ice will serve drinks to our volunteers and snow cones for attendees.

Fifty-nine sponsors committed to \$39,850. Other sponsorship contributions are in the form of door prizes, promotional items, and discounted services. We are grateful for this year's sponsors.

Port Freeport Golf Tournament – *Monday, October 16, 2023*, is the tentative date for the 12th Annual Golf Tournament at The Wilderness.

Port Presentations, Tours, and Meetings

May 8 – The Alliance Board of Directors' Monthly Meeting (Phyllis, guest speaker)

June 6 - BAYTRAN 3rd Annual State of the Port Update (Phyllis speaker)

Community Events

Texas A&M University at Galveston - Spring Career Day was held on March 23rd at the TAMUG campus in Galveston. Port Freeport had a booth at this event.

Captain's Dinner – May 4th, Talk About Good is catering this year, and the logo contest winner, Elora Sanford plans to attend.

Take-A-Child Fishing Tournament will be held on Saturday, May 6th.

Hurricane Preparedness Expo will be held on June 17th. Port Freeport staff will be present.

Community Events and Meetings

Weekly – Business Roundtable Virtual Meetings (speakers vary)

March 24-25 Alvin Sunrise Rotary Music Festival & Cook-off

March 28 - Brazoria County Hispanic Chamber of Commerce - International Women's Day Luncheon

March 31 - Salvation Army Annual Bunny Hop Fundraiser

March 31 – Communities in Schools 1st Annual Gala

April 5 – The Alliance Membership Luncheon- Patrick Jankowski, Greater Houston Partnership

April 13 - The 100 Club of Brazoria County's Law Enforcement Appreciation Banquet

April 20 - Texas Port Ministry Annual Banquet

April 22 - Brazosport Rotary Annual Shrimp Boil

April 22 – West Columbia Annual Shrimp Boil

April 22 - Annual LBX Fly-In

April 26 - ABC Spring Membership Luncheon

April 27 - Brazosport Chamber of Commerce Luncheon

Upcoming Community Events and Meetings

April 28-29 Freeport RiverFest

April 29 – Migration Celebration

May 3 – The Dream Center 1st Annual Luncheon

May 4 – National Day of Prayers (All Local Cities)

May 6 – Boys and Girls Club Annual Derby

May 11 – Sweeny Chamber of Commerce Annual Banquet

May 12 – Dow/United Way Annual Golf Tournament

May 19 – Junior Achievement Annual Who's Who Golf Tournament

July 15 – Brazoria Heritage Foundation Santa Anna Ball

August 10 - Brazosport Chamber of Commerce Annual Auction and Banquet

October 6 - Boys and Girl Club Celebrity Golf Tournament

October 13 – Freeport Police Department Blue Santa Golf Tournament

October 25 – The Alliance Transportation & Infrastructure Summit

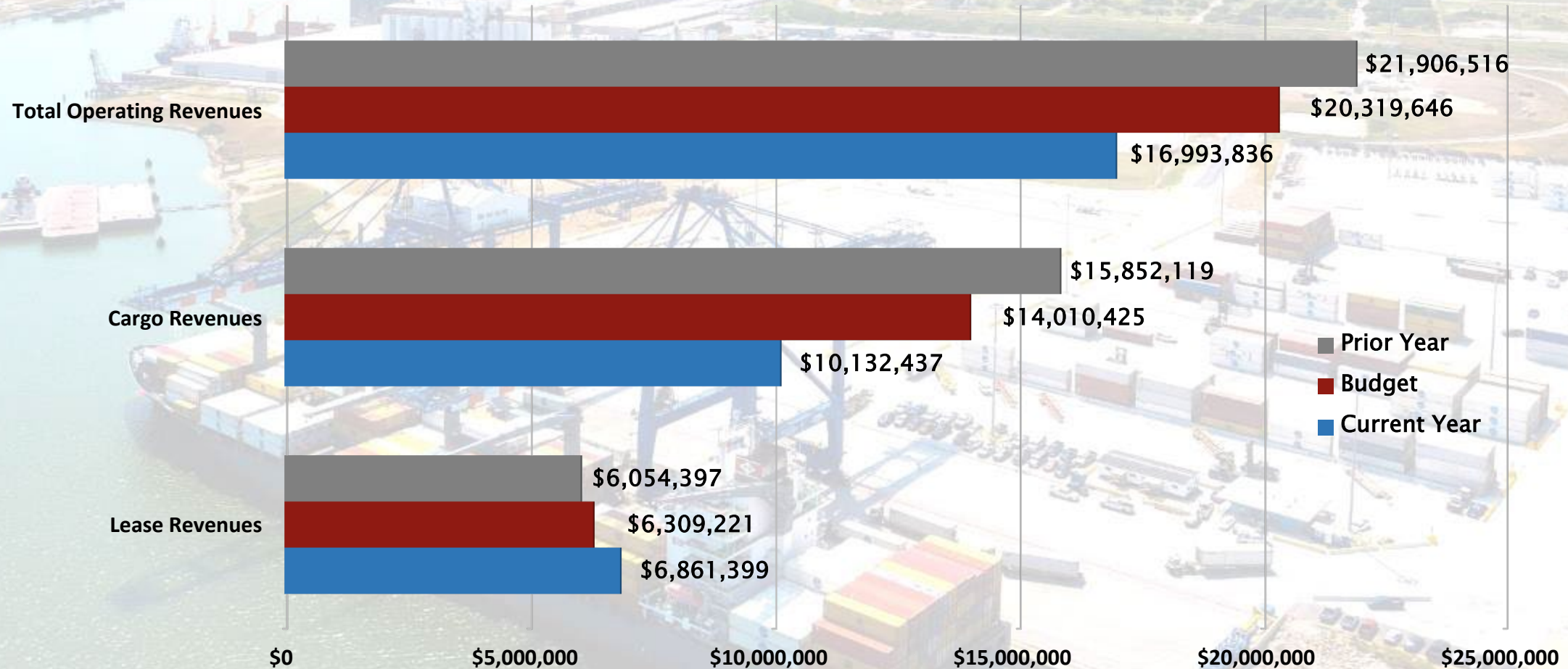


Financial Report for March 31, 2023

April 27, 2023

Rob Lowe | Chief Financial Officer

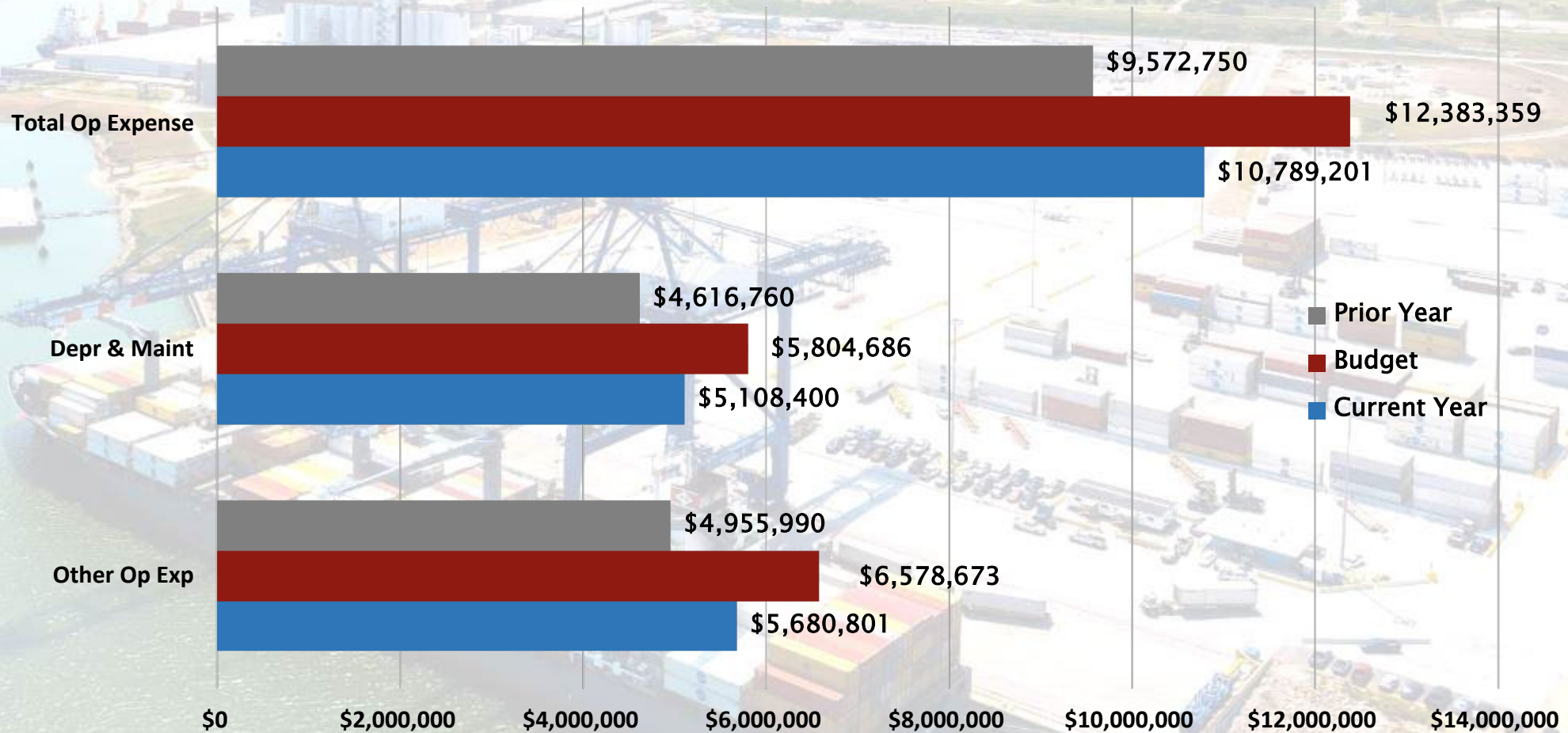
FY 2023 YTD OPERATING REVENUES



COMPARISON:

- Operating revenues are down over PY 22% and budget 16%
- Cargo revenues below PY by 36%; budget by 28%
- As compared to budget, cargo volumes are up in agriculture products, containerized cargo , ro-ro and project cargo
- Lease revenues are above PY 13% and are 9% above budget

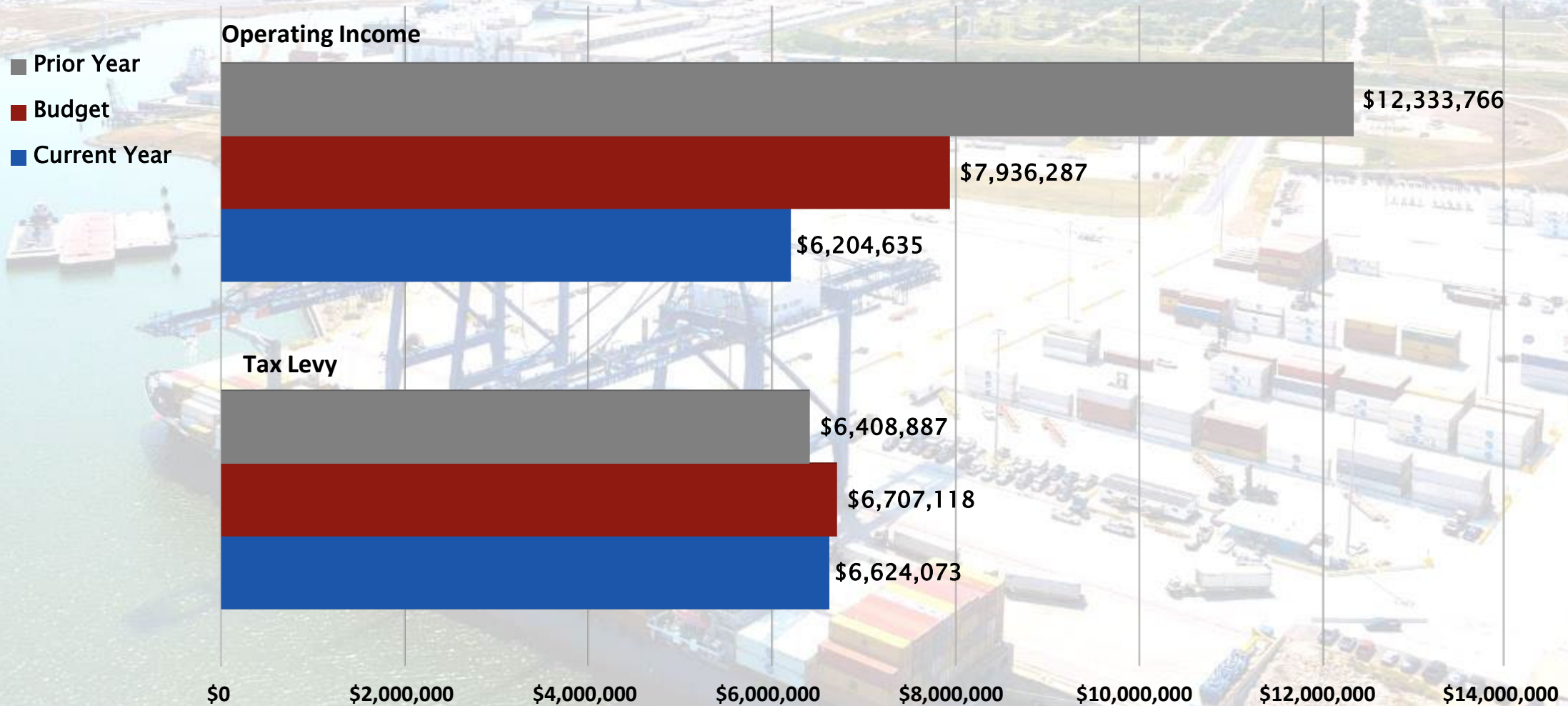
FY 2023 YTD OPERATING EXPENSE



COMPARISON:

- Total operating expenses are above prior year by 13%, below budget 13%
- Depr & maint are 11% above the PY and 12% below budget
- Other expenses are 15% above PY and below budget by 14%

FY 2023 YTD OPERATING INCOME



COMPARISON:

- Operating income is 50% below PY and below budget 22%

FY 2023 YTD CHANGE IN NET POSITION

Change in Net Position

- Non-Operating Revenue (Expense) includes Ad Valorem Taxes, Investment Income, Debt Service and Gain (Loss) on Sale of Assets
- Drivers for comparison to budget are primarily timing of capital contribution projects.

	Year To Date	YTD Budget	Total 2023 Budget
Operating Income	\$ 6,204,635	\$ 7,936,287	\$ 15,971,000
Non-Operating Revenue (Expenses)	\$ 2,937,549	\$ 1,754,075	\$ (3,136,000)
Capital Contributed (To) From Others			
Freeport Harbor Channel Improvement Project	\$ (190,000)	\$ -	\$ (60,932,700)
Other	\$ (47,000)		\$ -
Grants	\$ 3,262,899	\$ 2,152,150	\$ 24,763,800
Emergency Recovery Efforts	\$ -	\$ -	\$ -
Change In Net Position	\$ 12,168,083	\$ 11,842,512	\$ (23,333,900)

FY 2023 YTD CASH FLOWS

<i>Cash Flow Measure</i>	<i>Current Year</i>	<i>Prior Year</i>
<i>Cash Provided by Operations</i>	\$ 7,304,764	\$ 15,023,846
<i>Cash Provided by Non-Cap Financing</i>	5,729,874	5,456,863
<i>Cash Used by Cap Financing</i>	33,973,983	(34,017,555)
<i>Cash Provided by Investing Activities</i>	1,588,757	(223,791)
<i>Net Increase (Decrease) in Cash</i>	\$ 48,597,378	(\$ 13,760,637)

COMPARISON:

- Operating cash flow is positive due to increase in operating revenues
- Cash provided from non cap financing are tax levy collections
- Capital Financing funds are used for capital improvements. This includes the issuance of \$55.8 million in 2023 General Obligation Bonds for the Freeport Channel Improvement Project.

FY 2023 STATISTICS

<i>Measure</i>	<i>Current Year</i>	<i>Prior Year</i>	<i>Budget</i>
<i>Operating Margin</i>	<i>37%</i>	<i>56%</i>	<i>39%</i>
<i>Current Ratio (unrestricted)</i>	<i>2.9 to 1</i>	<i>4.1 to 1</i>	<i>n/a</i>
<i>Debt to Net Assets Ratio</i>	<i>1.391 to 1</i>	<i>1.086 to 1</i>	<i>n/a</i>

ACCOUNTS RECEIVABLE AGING

<i>Year</i>	<i>0-30 days</i>	<i>31-60 days</i>	<i>61-90 days</i>	<i>Over 90 days</i>
<i>March 31, 2023 FY 2023</i>	<i>96% \$5,966,443</i>	<i>0% \$19,868</i>	<i>0% \$1,820</i>	<i>4% \$221,859</i>
<i>March 31, 2022 FY 2022</i>	<i>78% \$5,219,407</i>	<i>13% \$861,185</i>	<i>2% \$150,610</i>	<i>7% \$448,100</i>
<i>March 31, 2021 FY 2021</i>	<i>91% \$4,115,939</i>	<i>8% \$356,568</i>	<i>0% \$4,485</i>	<i>1% \$39,640</i>



Questions and Comments?


An aerial photograph of a busy port facility. A large container ship is docked at a pier, with several colorful shipping containers stacked on its deck. Two large blue gantry cranes are positioned over the ship, ready for loading or unloading. The pier is paved and has various pieces of equipment, including trucks and smaller cranes. In the background, there are industrial buildings, storage tanks, and a baseball field. The water is calm, and the sky is clear.



1100 CHERRY ST. • FREEPORT, TX 77541
(979) 233-2667 • 1 (800) 362-5743 • FAX: (979) 373-0023
WWW.PORTFREEPORT.COM

MEMORANDUM

TO: Commissioners
Directors
Legal Counsel

FROM: Jason Hull, P.E. 
Director of Engineering

DATE: April 17, 2023

SUBJECT: Departmental Report

PROJECTS

1. **Velasco Terminal, Berth 8** – This project entails construction of Berth 8, which will extend the wharf another 928 feet north of Berth 7. Crane rail installation is still ongoing. Fender installation is on-going, and concrete pavement installation is ongoing. Completion is on schedule to be complete before June 1, 2023.



2. **FHCIP Excavation of Bend Easing** – The excavation is finished and Orion is closing out and making final surveys.
3. **FHCIP Reaches 1, 2, and 4** – This project involves deepening the Freeport Ship Channel to various depths ranging from 26-ft to 56-ft depending on the Reach. After some new guidance handed down, the Corps needed to get some additional reviews. The Corps is getting contract documents from Great Lakes Dredge and Dock. Contracts are expected to be signed in May.
4. **Gate 8 Guardhouse Expansion** – This project involves adding a small electrical/communication equipment room onto the rear of the guardhouse so that port staff can relocate electrical/communication equipment from the bathroom to this dedicated room with a dedicated air-conditioning system. The contractor is getting bonds, insurance, and contracts signed now.
5. **Parcel 14 Pump Station** - This project involves adding a dewatering pump on Port property along East Floodgate Road in order to maintain an empty outfall ditch. At this time, the contracts need to be signed so we can move forward with this project.
6. **Docks 1, 2, 3, and 5 Sheet Pile Repair Project 2022** – This project involves repairing holes and tears in the underwater sheetpile that were noted in the last underwater inspection survey. Work is underway now, and activities are being closely coordinated with berth availability and vessel schedules.
7. **Parcel 14 Rail Expansion** – This project involves constructing 4 more tracks to the existing 3 tracks on Parcel 14. The four new rails have been assembled, and tie-ins to existing rail are being made now. After the tie-ins are made, the rail will be surfaced and dressed.

**PORT FREEPORT
OPERATIONS ACTIVITY SUMMARY
MARCH 2023**

A. MONTHLY ACTIVITY EXPLANATION

- * Total import/export activity for the month of March was as expected.
- * LNG experienced (**14**) vessels this month.
- * Riviana experienced (**1**) vessel this month.
- * Vulcan Material did not experience any vessels this month.
- * Total (**9**) RoRo vessels handled.
- * Tenaris experienced (**5**) vessels, (**5**) barges and (**0**) railcars this month.
- * Total of (**10**) Container vessel calls.
- * CEMEX transferred product from truck to (**22**) rail cars.
- * Vulcan Material handled (**95**) rail cars this month.
- * Average vessel activity in 2022 was 38 per month. This month, we handled 40 vessels (14 LNG & 26 Inner Harbor).
- * *Enterprise/Seaway received (**14**) vessels.*
- * *There were (**103**) Total Vessel arrivals Port wide.*

B. FISCAL YEAR ACTIVITY EXPLANATION

- * Total Tons for this year are as expected. This is due to the transition of vessel calls by LNG and additional calls of Steel Bars and RoRo vessels.
- * LNG has handled (**21**) vessels for export.
- * Tenaris has handled (**20**) vessels, (**39**) barges and (**391**) railcars.
- * Total (**58**) RoRo vessels handled.
- * YTD (**53**) Container vessel calls.
- * CEMEX handled (**103**) railcars with **6,449** Tons of Co2.
- * Vulcan handled (**662**) railcars with **76,103** Tons of Limestone and (**0**) Vessels.
- * Total vessels handled this fiscal year is **162** compared to **277** last year (**21** LNG & **141** Inner Harbor).
- * *Enterprise Seaway Vessels Year-to-date (**69**)*
- * *Total Port wide Vessels Fiscal Year-to-date (**510**)*

- * *Total Vehicles Handled Year-to-date (**50,686**)*
- * *Total Containers Handled (**23,359**)*
- * *Total Railcars Handled (**1,167**)*

C. INSIGHT TO ACTIVITY FOR APRIL 2023

- * LNG has scheduled (**16**) vessels.
- * Riviana Foods has scheduled (**0**) vessel.
- * Vulcan Material has scheduled (**0**) vessels and (**190**) Railcars for April.
- * Expecting to handle (**9**) RoRo vessels.
- * Tenaris has (**3**) vessels, (**10**) barges and (**0**) Railcars planned.
- * Expecting (**10**) Container vessels.

D. OPERATIONAL MEETINGS AND AGENDAS

- * OPTS, Safety, Security – Attended O.S.S. Advisory Committee Meeting.
- * Safety – Christine Lewis – Conducted a “Safety Walkabout” that was hosted by G&H Towing. A Tour of their Harbor Tug “Exporter” was featured.
- * Security – Chris Hogan – Hosted a Meeting with Staff to Review our “Hazardous Mitigation Planning” Topics.
- * Austin – Katie – Attended the Texas A&M Career Fair.
- * Jesse-Austin-Al – Met Several Times with TXDOT and their Contractor that is Working on FM 1495.
- * Hannah- Hosted a Group of Exchange Students from Denmark, this included a Port Presentation and Tour.
- * Austin – Hannah – Attended WGMA Membership Meeting of which Included a Presentation by Phyllis.
- * Al-Jesse-Austin-Ops Staff-Maint Staff – Attended Monthly Port Opts Safety Meeting.



PORT FREEPORTSM

1100 CHERRY ST., FREEPORT, TX 77541
(979) 233-2667 1 (800) 362-5743 FAX: (979) 373-0023

Interim Financial Report

(unaudited)

For the Period ending:

March 31, 2023

PORT COMMISSION

JOHN HOSS, CHAIRMAN; RUDY SANTOS, VICE CHAIRMAN; DAN CROFT, SECRETARY; ROB GIESECKE, ASST. SECRETARY;

RAVI K. SINGHANIA, COMMISSIONER; SHANE PIRTLE, COMMISSIONER; PHYLLIS SAATHOFF, EXECUTIVE DIRECTOR/CEO

CONTENTS

Page No

Section I – Financial Report

Management Narrative	1
Balance Sheet	6
Statement of Revenues, Expenses and Changes in Fund Net Assets	7
Statement of Cash Flows	8
Notes to Financial Statements	9

Section II – Management Reports

Operating Expenses by Department	10
Velasco Terminal Statement of Revenues and Expenses	12
Port Improvement Projects Summary	13

Section III – Other Reports

Quarterly Investment Report	14
Check Register Report	18

Management Narrative

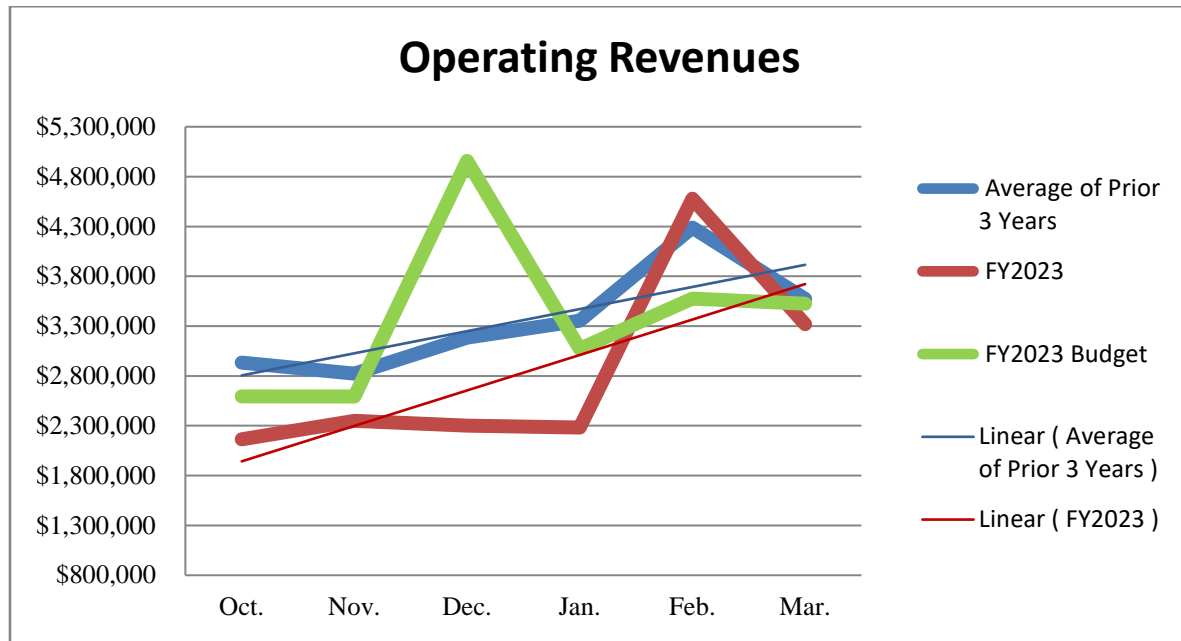
For the first six months of Fiscal Year 2023, the Port remained on a sound financial foundation although operating revenues were 16% under planned levels. Operating expenses were under planned levels and are below budget by a factor of 13%. These factors combined have contributed to producing an operating profit of \$6,204,635 and an operating margin of 37%, which is below planned performance levels by 22% or \$1,731,652 and is \$6,129,131 or 50% below prior year's results. This is primarily due to the delay of Freeport LNG startup and the related budgeted business interruption claim which is pending processing.

The Port's overall position remains strong as evidenced in a current ratio (unrestricted) of 2.9 to 1, which reflects a strong liquidity position, and a debt ratio of 139.1% which is supported by our strong credit rating. The following table provides additional summary level information.

	Year to Date		Variance	% Var
	Actuals	Budget	Favorable (Unfavorable)	
Statement of Revenues, Expenses and Changes in Net Assets				
Operating revenues	\$ 16,993,836	\$ 20,319,646	\$ (3,325,810)	-16%
Operating expense	<u>10,789,201</u>	<u>12,383,359</u>	1,594,158	13%
Operating income (loss)	<u>6,204,635</u>	<u>7,936,287</u>	(1,731,652)	-22%
Operating margin	36.5%	39.1%		
Net non operating revenues (expense)	2,700,549	1,754,075	946,474	54%
Capital contributions	3,262,899	2,152,150	1,110,749	0%
Net extraordinary revenue (expense)	<u>-</u>	<u>-</u>	-	0%
Change in net assets	<u>\$ 12,168,083</u>	<u>\$ 11,842,512</u>	\$ 325,571	
Balance Sheet				
Cash and cash equivalents	\$ 91,037,827	Current ratio (unrestricted) (Exclusive of GASB 87) 2.9 to 1		
Lease receivable	180,406,546			
Current unrestricted assets (less lease receivable)	39,557,926			
Total assets	755,481,266	Debt to Net Assets Ratio 139.1%		
Current unrestricted liabilities	13,855,148			
Total liabilities	343,753,894			
Deferred inflow of resources	175,560,971			
Total Net Assets	\$ 236,166,401			

The balance of this narrative provides detailed explanations and supplementary information for the variances when comparing budget to actual for the period ended March 31, 2023.

OPERATING REVENUES



Total operating revenues for the period ending March 31, 2023, are \$16,993,836. This is \$3,325,810 or 16% below planned levels. The following provide more specific explanations for variances in revenue:

Wharfage revenue stands at \$5,286,403, which is under budget by \$45,893 or 1%. The following is a brief analysis of wharfage results by cargo category:

	6 Months Budget	Year To Date	Over (Under)	% Over (Under)
Agriculture Products	\$ 131,500	\$ 161,739	\$ 30,239	23%
Bulk Aggregate	72,800	-	(72,800)	-100%
Containerized Cargo	731,880	854,004	122,124	17%
General Cargo	3,580,206	3,416,245	(163,961)	-5%
Project Cargo	-	29,554	29,554	0%
Ro-Ro Cargo	815,910	824,861	8,951	1%
Total	\$ 5,332,296	\$ 5,286,403	\$ (45,893)	

Dockage revenue stands at \$1,842,094, consistent with wharfage revenues, which is \$1,456,910 or 44% below budgeted levels. Year-to-date ship calls are 162 compared to a budget of 220.

Equipment use fees, stands at \$739,385, which is over budget \$87,662 or 13% due to crane and equipment usage.

Security fees, corresponding with wharfage and dockage, stand at \$827,881, which is \$165,773 or 17% below budget.

Facility use fees are \$667,670. This is under budget by \$51,130 or 7% due to reduced facility usage outside of tenant leased areas and reduced rail activity.

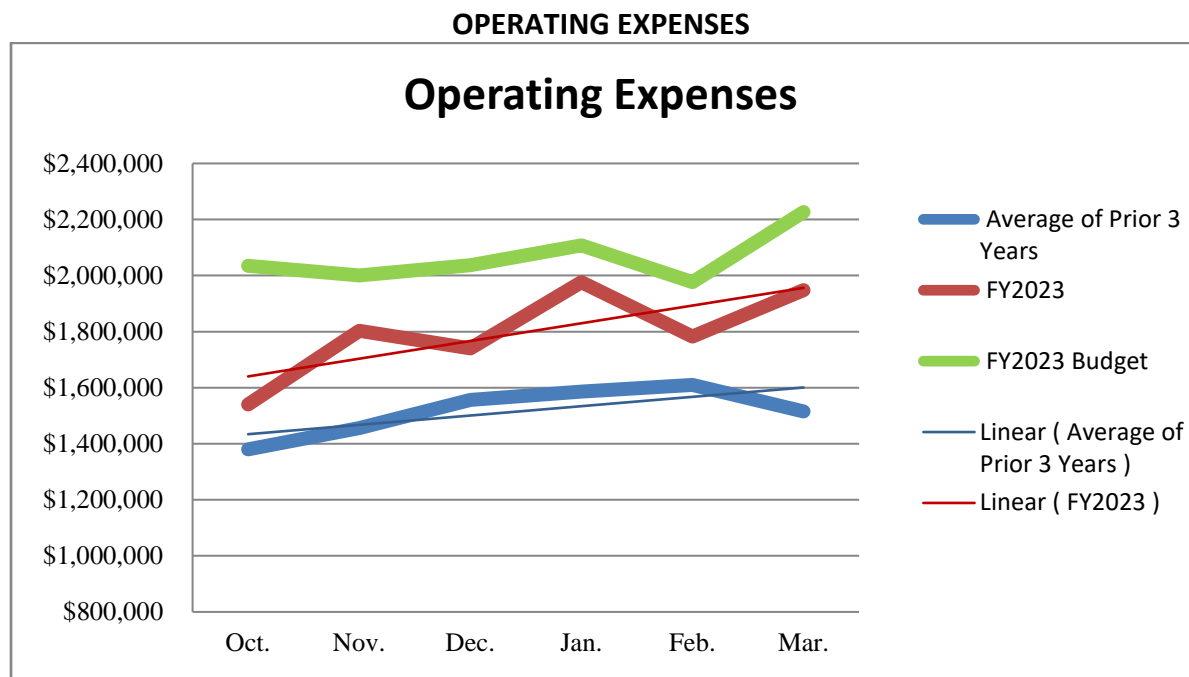
Other customer service fees (Port service charges, incidental services, customer re-bills, water, etc.) are \$673,172 which is \$10,724 or 2% above budgeted levels.

Ground leases stand at \$6,418,740, which is \$552,162 or 9% above budget levels due to increased area utilized by RoRo tenant.

Other leases are \$442,659, which is \$16 above budget levels.

Other revenue is \$95,832, which is above budgeted levels.

Business interruption claim funds were budgeted to be received in December; however, the claim is still being processed.



Total operating expenses are \$10,789,201, which is under budget \$1,594,158 or 13% for the period ended March 31, 2023. Following are more specific explanations for variances in operating expenses:

Port salaries/wages and benefits are \$2,451,660. This is \$518,334 or 17% less than budget. Currently, there are four vacancies and one new position not filled when compared to Fiscal Year 2023 Budget.

Professional services are \$1,401,572, which is under budget \$84,040 or 6%. Security services, at \$1,052,451 is the majority of this budget item and is 7% above budgeted levels.

Training, travel & promotional expenses are \$242,181 which is under budget \$306,338 or 56%. Following is a brief explanation of some of the sub-categories within this line item:

- Commercial advertising is \$36,133, which is below budgeted levels \$188,875 or 84% due to timing or postponement of ad development (website) services.
- Sales/promotional travel costs are \$21,599 which is under budgeted levels by \$24,107 or 53% due to timing of travel.
- Governmental relations costs are \$19,955 which is below budget by \$9,429 or 32% due to timing of government related travel.
- Community events are \$27,033 which is below budgeted levels \$1,571 or 5% due timing of events.
- Technical training is \$30,144 which is \$36,611 or 55% under budget due to timing or postponement of training.

Supplies are \$90,063 which is \$7,439 or 8% under budget.

Utilities at \$424,334 are under budget \$3,118 or 1%. City of Freeport is still having meter issues and therefore billing issues, so the water/sewer billing has been estimated.

Business insurance is \$846,053, which is \$42,787 or 5% above budgeted levels due to an increase in property insurance premiums.

Other services and charges at \$224,928 are \$21,390 or 9% below budget.

Maintenance and repair expenses at \$645,009 are \$96,609 or 13% below budget. Following is a brief explanation of some of the repairs by facility/equipment type:

- Trolley rail repairs to the gantry cranes were \$72,900.
- Power reel cables for the gantry cranes were \$121,458.
- Emergency repairs for the Hyster container handler were \$2,765.
- Tires for the Hyster container handler were \$9,381.
- Repairs to the Emergency Operations Building VRV (HVAC) system were \$3,070.
- Repairs to the Emergency Operations Building backup generator were \$1,900.
- Security boat repairs were \$5,100.
- Emergency repairs to the truck scale were \$20,792.
- Scale maintenance and calibration services were \$10,978.
- Repairs and replacement to transit shed 3 overhead doors were \$13,875.

- Emergency repairs for winter freeze water leak at Warehouse 51 were \$4,250.
- Emergency repairs to the Warehouse 51 fire system were \$9,112.
- Emergency repairs to the HWY 36 rail crossing were \$1,180.
- Emergency repairs to Riviana rail track due to derailment were \$20,299.
- Repairs to Quintana open storage yard were \$24,302.
- Repairs to the street sweeper were \$4,189.
- Emergency repairs to backflow preventers after the winter freeze were \$4,165.
- Stormwater outfall vegetation clearing was \$19,500.

Depreciation expense at \$4,463,391 is \$599,677 or 12% below budget levels due to timing of additions.

Operating income is \$6,204,635 compared to a total fiscal year budget of \$15,971,000, shows a positive result for Fiscal Year 2023.

NON-OPERATING REVENUES (EXPENSES)

Ad Valorem tax collections are posted utilizing the certified appraised values less the related fees. Adjustments are made throughout the year from the tax office reports to reflect appraisal and tax office adjustments as well as prior year collections, penalty, and interest. Year to date values are \$6,624,073 compared to an annual budget of \$6,672,300.

Investment income is \$1,590,457 which is above budget due to change in fair market values, increased funds invested, and interest rates. Investment rates conditions are improving.

Debt interest and fees are \$5,276,981, which is \$318,438 or 6% above budgeted levels.

Capital Contributions to Others budget includes \$60,932,700 in contributions to the U.S. Army Corps of Engineers for the Freeport Harbor Channel Improvement Project. There has been \$190,000 in expenses for this project. In addition, there was a \$15,000 contribution to Brazoria County Parks Department for Surfside Jetty Park playground equipment and a \$32,000 contribution to Brazoria County for cost share engineering for the San Bernard River.

Grant Revenue budgeted for the Fiscal Year 2023 is \$24,763,800. There has been \$3,262,899 in grant revenue for Fiscal Year 2023. The grant revenue is funded on a reimbursement basis, so the capital contributions are recorded when the expenditures for each project are reported quarterly.

**PORT FREEPORT
BALANCE SHEET**

	<u>3/31/2023</u>	<u>9/30/2022</u>
ASSETS		
CURRENT ASSETS:		
CASH AND CASH EQUIVALENTS	\$ 13,966,279	\$ 34,588,852
INVESTMENTS	14,178,553	9,986,124
RECEIVABLES (net of allowance for uncollectibles):		
TRADE ACCOUNTS	6,178,430	3,475,052
PROPERTY TAXES	530,935	72,018
LEASE RECEIVABLE	180,406,546	180,406,546
OTHER	2,859	4,927,326
OTHER GOVERNMENTS	1,279,148	641,487
ACCRUED INTEREST	2,326	626
PREPAIDS	2,328,087	1,033,776
INVENTORY	1,091,309	1,091,309
TOTAL UNRESTRICTED CURRENT ASSETS	\$ 219,964,472	\$ 236,223,116
RESTRICTED ASSETS:		
CASH AND CASH EQUIVALENTS	77,041,548	29,895,456
INVESTMENTS	24,588,303	6,706,873
RECEIVABLES (net of allowance for uncollectibles):		
PROPERTY TAXES	473,991	38,709
OTHER	-	683
ACCRUED INTEREST	22,473	22,473
BOND DISCOUNTS AND ISSUANCE COSTS	5,441	6,604
TOTAL RESTRICTED ASSETS	102,131,756	36,670,798
TOTAL CURRENT ASSETS	322,096,228	272,893,914
PROPERTY, PLANT, AND EQUIPMENT:		
PROPERTY, PORT, AND FACILITIES	535,742,263	516,431,994
LESS ACCUMULATED DEPRECIATION	(102,357,225)	(97,893,835)
PROPERTY, PLANT, AND EQUIPMENT NET	433,385,038	418,538,159
TOTAL ASSETS	\$ 755,481,266	\$ 691,432,073
LIABILITIES		
CURRENT LIABILITIES:		
ACCOUNTS PAYABLE	\$ 8,187,499	\$ 12,250,775
EQUIPMENT LEASE PAYABLE	1,523,850	1,523,850
ACCRUED COMPENSATED ABSENCES	0	134,601
UNEARNED LEASE INCOME	4,143,799	4,236,646
TOTAL CURRENT LIABILITIES	\$ 13,855,148	\$ 18,145,872
LIABILITIES PAYABLE FROM RESTRICTED ASSETS:		
ACCRUED BOND INTEREST PAYABLE	2,946,430	2,910,569
BONDS PAYABLE	5,865,000	5,865,000
TOTAL CURRENT LIABILITIES FROM RESTRICTED ASSETS	8,811,430	8,775,569
NON-CURRENT LIABILITIES		
EQUIPMENT LEASE PAYABLE	1,558,990	1,558,990
BONDS PAYABLE	297,970,000	242,170,000
BOND PREMIUMS	21,558,326	21,222,354
TOTAL NON-CURRENT LIABILITIES	321,087,316	264,951,344
TOTAL LIABILITIES	\$ 343,753,894	\$ 291,872,785
DEFERRED INFLOW OF RESOURCES		
DEFERRED INFLOW OF RESOURCES	175,560,971	175,560,971
TOTAL DEFERRED INFLOW OF RESOURCES	\$ 175,560,971	\$ 175,560,971
NET ASSETS		
NET INVESTMENT IN CAPITAL ASSETS	\$ 234,563,175	\$ 219,424,654
RESTRICTED-DEBT SERVICE	19,070,991	12,959,784
RESTRICTED-CAPITAL PROJECTS (Corps)	12,283	12,346
RESTRICTED CONTRIBUTED TO OTHERS	62,213,541	6,580,882
RESERVE FOR CAPITAL IMPROVEMENTS	17,896,334	14,200,612
UNRESTRICTED DEBT CONTRIBUTED TO OTHERS	(129,648,862)	(73,574,150)
UNRESTRICTED	32,058,939	44,394,189
TOTAL NET ASSETS	\$ 236,166,401	\$ 223,998,317

PORT FREEPORT
STATEMENT OF REVENUES, EXPENSES, AND CHANGES IN FUND NET ASSETS
March 31, 2023

	YEAR TO DATE	PRIOR YEAR TO DATE	% OVER (UNDER)	6 MONTHS BUDGET	% OVER (UNDER)	TOTAL 2022/2023 BUDGET
OPERATING REVENUES:						
Wharfage	\$ 5,286,403	\$ 7,399,376	-29%	\$ 5,332,296	-1%	\$ 12,546,200
Dockage & deep water berth	1,842,094	4,475,926	-59%	3,299,004	-44%	7,743,700
Equipment & pallet use fees	739,385	724,856	2%	651,723	13%	1,303,450
Facility use fees	667,670	961,338	-31%	718,800	-7%	1,437,600
Security Fees	827,881	1,477,017	-44%	993,654	-17%	2,294,250
Other Customer Service Fees	673,172	792,812	-15%	662,448	2%	1,308,300
Ground leases	6,418,740	5,618,856	14%	5,866,578	9%	11,699,000
Other leases	442,659	435,541	2%	442,643	0%	885,300
GASB 87 Lease recognition	-	-	0%	-	0%	-
Other revenue	95,832	20,794	361%	12,500	667%	25,000
Business interruption Claim	-	-	0%	2,340,000	0%	2,340,000
Total Operating Revenues	16,993,836	21,906,516	-22%	20,319,646	-16%	41,582,800
OPERATING EXPENSES:						
Port salaries/wages	1,811,596	1,572,669	15%	2,226,734	-19%	4,494,200
Port employee benefits	640,064	588,931	9%	743,260	-14%	1,749,800
Professional services	1,401,572	1,101,006	27%	1,485,612	-6%	2,948,700
Training, travel, and promotional	242,181	191,831	26%	548,519	-56%	879,900
Supplies	90,063	73,918	22%	97,502	-8%	176,200
Utilities	424,344	306,889	38%	427,462	-1%	854,900
Business Insurance	846,053	730,448	16%	803,266	5%	1,672,300
Other services & charges	224,928	390,298	-42%	246,318	-9%	503,600
Maintenance & repair	645,009	687,355	-6%	741,618	-13%	1,225,400
Depreciation	4,463,391	3,929,405	14%	5,063,068	-12%	11,106,800
Total Operating Expenses	10,789,201	9,572,750	13%	12,383,359	-13%	25,611,800
OPERATING INCOME (LOSS)	6,204,635	12,333,766	-50%	7,936,287	-22%	15,971,000
NON-OPERATING REVENUES (EXPENSES)						
Ad Valorem tax collections	6,624,073	6,408,887	3%	6,707,118	-1%	6,672,300
Investment Income	1,590,457	(223,401)	-812%	5,500	28817%	10,000
Gain (loss) on sale of assets	-	-	0%	-	0%	-
Debt interest and fees	(5,276,981)	(4,691,461)	12%	(4,958,543)	6%	(9,818,300)
CAPITAL CONTRIBUTIONS (TO) FROM OTHERS:						
Freeport Harbor Improvement Project	(190,000)	(1,061,737)	-82%	-	0%	(60,932,700)
Contributed Capital-Other	(47,000)	-	0%	-	0%	-
OTHER:						
Total Non-Operating Revenue (Expenses)	2,700,549	432,288	525%	1,754,075	54%	(64,068,700)
INCOME (LOSS) BEFORE CONTRIBUTIONS AND EXTRAORDINARY EXPENSE	8,905,184	12,766,054	-30%	9,690,362	-8%	(48,097,700)
CAPITAL CONTRIBUTIONS:						
Grants:						
Grants Port-Freeport	3,262,899	109,561	2878%	2,152,150	52%	24,763,800
Total Capital Contributions-Grants	3,262,899	109,561	2878%	2,152,150	52%	24,763,800
EXTRAORDINARY ITEM						
Emergency Recovery Efforts - Hurricane	-	(140,195)	-100%	-	0%	-
Net Extraordinary Income (Expense)	-	(140,195)	-100%	-	0%	-
CHANGE IN NET POSITION	\$ 12,168,083	\$ 12,735,420	-4%	\$ 11,842,512	3%	\$ (23,333,900)

STATEMENT OF CASH FLOWS

March 31, 2023

	YEAR TO DATE	PRIOR YEAR TO DATE
Cash Flows from Operating Activities:		
Operating Income (Loss)	\$ 6,204,635	\$ 12,333,766
Adjustments to Reconcile Operating Income (Loss) to Net Cash Flows from Operating Activities:		
Depreciation	4,463,391	3,929,405
Dredge Material Placement Fees	-	-
Change in Assets and Liabilities:		
Trade receivables	(2,703,377)	(1,594,290)
Other receivables	4,924,467	39,257
Lease Receivable	-	-
Deferred inflow of resources	-	-
Inventories	-	(27,193)
Prepaid and Other	(1,293,628)	(673,647)
Accounts payable	(4,063,276)	1,215,951
Deferred lease income	(92,847)	(61,180)
Accrued compensated absences	(134,601)	(138,223)
Total Cash Provided from (Used for) Operating Activities	7,304,764	15,023,846
Cash Flows from Non-capital Financing Activities:		
Property tax receipts	5,782,597	5,647,649
Property tax collection expense	(52,723)	(50,591)
Emergency Recovery Efforts - Disaster Related	-	(140,195)
Total Cash Provided from (Used for) Non-capital Financing Activities	5,729,874	5,456,863
Cash Flows from Capital Financing Activities:		
Principal payments under debt obligations	-	-
Interest and fees paid under debt obligations	(4,903,985)	(4,735,471)
Proceeds from sale of long-term debt obligations	55,800,000	-
Land, capital improvement, and equipment purchases	(19,310,270)	(28,341,000)
Other capital acquisition (costs) or recoveries, extraordinary	-	-
Capital contributions	(237,000)	(1,061,737)
Gants received	2,625,238	120,653
Proceeds from sale/disposal of capital assets	-	-
Total Cash Provided from (Used for) Capital Financing Activities	33,973,983	(34,017,555)
Cash Flows from Investing Activities:		
Investment earnings	1,020,704	522,660
Change in FMV of marketable investment securities	568,053	(746,451)
Total Cash Provided from (Used for) Investing Activities	1,588,757	(223,791)
Net Increase(Decrease) in Cash and Cash Equivalents	48,597,378	(13,760,637)
Cash and Cash Equivalents at Beginning of Period	81,177,305	155,440,709
Cash and Cash Equivalents at End of Period	\$ 129,774,683	\$ 141,680,072

NOTES TO FINANCIAL STATEMENTS

Note 1 - Accounts Receivable Aging

0 - 30 days	\$	5,966,443	96%
31 - 60 days		19,868	0%
61 - 90 days		1,820	0%
Over 90 days	\$	221,859	4%
Allowance for uncollectibles		(31,560)	-1%
Net Trade A/R	\$	6,178,430	

Note 2 - Accounts Payable Information

Retainage Withheld	\$	6,931,606
Corps of Engineers*		620,518
Employee Payroll Related		(588)
Accounts Payable		635,963
Total A/P	\$	8,187,499

45' Project - \$620,518

Note 3 - Debt Service Information

	Original Amount of Issue	Principal Paid	Issue Outstanding
General Obligation Bonds, Series 2019	\$ 31,795,000	\$ 1,080,000	\$ 30,715,000
General Obligation Bonds, Series 2021	37,135,000	-	37,135,000
General Obligation Bonds, Series 2023	55,800,000	-	55,800,000
Senior Lien Revenue Refunding Bonds, Series 2013A	33,065,000	18,025,000	15,040,000
Senior Lien Revenue and Refunding Bonds, Series 2015A	39,635,000	5,510,000	34,125,000
Senior Lien Revenue and Refunding Bonds, Series 2018	32,865,000	2,180,000	30,685,000
Senior Lien Revenue and Refunding Bonds, Series 2019A	45,200,000	2,525,000	42,675,000
Senior Lien Revenue and Refunding Bonds, Series 2019B	29,480,000	1,705,000	27,775,000
Senior Lien Revenue and Refunding Bonds, Series 2021	29,885,000	-	29,885,000
2014 Equipment Lease Payable	14,100,000	11,017,160	3,082,840
Total Bonds	\$ 348,960,000	\$ 42,042,160	\$ 306,917,840

Less Current Portion of Long-Term Debt Payable	\$	7,388,850
Long-term Debt Payable	\$	299,528,990

Note 4 - Net Asset Information

A Special Reserve for Capital Improvements was created on Oct 22, 2015. A commitment was made to fund this reserve with an amount equal to the total maintenance and operations portion of the Port's tax rate.

Fiscal Year 2016 Amount Funded	\$	3,423,398
Fiscal Year 2017 Amount Funded	\$	3,570,000
Fiscal Year 2018 Amount Funded	\$	3,887,346
Fiscal Year 2019 Amount Funded	\$	4,269,552
Fiscal Year 2020 Amount Funded	\$	4,120,672
Fiscal Year 2021 Amount Funded	\$	3,981,963
Fiscal Year 2022 Amount Funded	\$	3,627,381
Fiscal Year 2023 Amount Funded	\$	3,351,718

PORT FREEPORT
OPERATING EXPENSES BY DEPARTMENT
March 31, 2023

	YEAR TO-DATE	PRIOR YEAR TO-DATE	PRIOR YEAR % OVER (UNDER)	6 MONTHS BUDGET	BUDGET % OVER (UNDER)	TOTAL 2023 BUDGET
<u>COMMISSIONERS</u>						
OPERATING EXPENSES:						
Port salaries/wages	\$ 28,800	\$ 28,800	0%	\$ 30,698	0%	\$ 61,400
Port employee benefits	36,317	37,481	-3%	38,019	0%	76,793
Professional services	10,000	-	0%	25,000	-60%	34,300
Training, travel & promotional	28,573	10,954	161%	41,242	-31%	75,900
Supplies	14	84	-83%	248	-94%	500
Utilities	3,803	3,770	1%	4,026	-6%	8,050
Total Operating Expenses	\$ 107,507	\$ 81,089	33%	\$ 139,233	-23%	\$ 256,943

ADMINISTRATION & FOREIGN TRADE ZONE

OPERATING EXPENSES:						
Port salaries/wages	\$ 564,958	\$ 521,015	8%	\$ 770,472	-27%	\$ 1,515,900
Port employee benefits	179,484	163,698	10%	226,277	-21%	536,841
Professional services	280,587	232,294	21%	435,124	-36%	868,450
Training, travel & promotional	57,338	45,453	26%	100,359	-43%	197,400
Supplies	12,537	11,895	5%	17,844	-30%	31,300
Utilities	43,929	27,762	58%	36,626	20%	73,250
Business Insurance	846,053	730,448	16%	803,266	5%	1,672,300
Other services & charges	164,013	328,151	-50%	178,898	-8%	359,450
Maintenance & repair	66,840	49,371	35%	241,480	-72%	332,400
Depreciation	4,463,391	3,929,405	14%	5,063,068	-12%	11,106,800
Total Operating Expenses	\$ 6,679,130	\$ 6,039,492	11%	\$ 7,873,414	-15%	\$ 16,694,091

ENGINEERING

OPERATING EXPENSES:						
Port salaries/wages	\$ 194,488	\$ 184,410	5%	\$ 228,052	-15%	\$ 456,100
Port employee benefits	75,659	68,117	11%	74,388	2%	177,458
Professional services	10,004	13,895	-28%	35,008	-71%	70,000
Training, travel & promotional	6,256	4,306	45%	14,878	-58%	29,500
Supplies	1,647	1,262	31%	2,974	-45%	5,950
Utilities	4,360	3,449	26%	3,704	18%	7,400
Other services & charges	2,620	120	2083%	3,806	-31%	7,600
Maintenance & repair	1,241	158	685%	252	392%	500
Total Operating Expenses	\$ 296,275	\$ 275,717	7%	\$ 363,062	-18%	\$ 754,508

OPERATIONS

OPERATING EXPENSES:						
Port salaries/wages	\$ 785,565	\$ 618,377	27%	\$ 858,358	-8%	\$ 1,762,486
Port employee benefits	266,838	239,557	11%	290,033	-8%	687,050
Professional services	45,068	9,015	400%	5,000	801%	5,000
Training, travel & promotional	16,633	8,848	88%	16,506	1%	31,000
Supplies	47,979	36,870	30%	43,668	10%	81,450
Utilities	347,191	252,223	38%	349,578	-1%	699,150
Other services & charges	31,351	32,039	-2%	30,690	2%	70,700
Maintenance & repair	532,805	585,958	-9%	463,420	15%	820,100
Total Operating Expenses	\$ 2,073,430	\$ 1,782,887	16%	\$ 2,057,253	1%	\$ 4,156,936

PORT FREEPORT
OPERATING EXPENSES BY DEPARTMENT
March 31, 2023

	YEAR TO-DATE	PRIOR YEAR TO-DATE	PRIOR YEAR % OVER (UNDER)	6 MONTHS BUDGET	BUDGET % OVER (UNDER)	TOTAL 2023 BUDGET
<u>BUSINESS DEVELOPMENT</u>						
OPERATING EXPENSES:						
Port salaries/wages	\$ 182,571	\$ 164,906	11%	\$ 247,122	-26%	\$ 494,250
Port employee benefits	64,378	61,967	4%	88,971	-28%	204,321
Professional services	3,312	1,411	135%	-	0%	-
Training, travel & promotional	132,687	121,165	10%	367,428	-64%	530,200
Supplies	2,923	1,187	146%	2,672	9%	4,850
Utilities	4,360	3,405	28%	4,722	-8%	9,450
Other services & charges	7,132	10,517	-32%	12,374	-42%	24,750
Maintenance & repair	-	-	0%	-	0%	-
Total Operating Expenses	\$ 397,363	\$ 364,558	9%	\$ 723,289	-45%	\$ 1,267,821

PROTECTIVE SERVICES

OPERATING EXPENSES:						
Port salaries/wages	\$ 55,214	\$ 55,161	0%	\$ 92,032	-40%	\$ 204,064
Port employee benefits	17,388	18,111	-4%	25,572	-32%	67,337
Professional services	1,052,601	844,391	25%	985,480	7%	1,970,950
Training, travel & promotional	694	1,105	-37%	8,106	-91%	15,900
Supplies	24,963	22,620	10%	30,096	-17%	52,150
Utilities	20,701	16,280	27%	28,806	-28%	57,600
Other services & charges	19,812	19,471	2%	20,550	-4%	41,100
Maintenance & repair	44,123	51,868	-15%	36,466	21%	72,400
Total Operating Expenses	\$ 1,235,496	\$ 1,029,007	20%	\$ 1,227,108	1%	\$ 2,481,501

CONSOLIDATED - TOTAL

OPERATING EXPENSES:						
Port salaries/wages	\$ 1,811,596	1,572,669	15%	\$ 2,226,734	-19%	\$ 4,494,200
Port employee benefits	640,064	588,931	9%	743,260	-14%	1,749,800
Professional services	1,401,572	1,101,006	27%	1,485,612	-6%	2,948,700
Training, travel & promotional	242,181	191,831	26%	548,519	-56%	879,900
Supplies	90,063	73,918	22%	97,502	-8%	176,200
Utilities	424,344	306,889	38%	427,462	-1%	854,900
Business Insurance	846,053	730,448	16%	803,266	5%	1,672,300
Other services & charges	224,928	390,298	-42%	246,318	-9%	503,600
Maintenance & repair	645,009	687,355	-6%	741,618	-13%	1,225,400
Depreciation	4,463,391	3,929,405	14%	5,063,068	-12%	11,106,800
Total Operating Expenses	\$ 10,789,201	\$ 9,572,750	13%	\$ 12,383,359	-13%	\$ 25,611,800

PORT FREEPORT - VELASCO TERMINAL ONLY

STATEMENT OF REVENUES AND EXPENSES

March 31, 2023

	YEAR TO DATE	PRIOR YEAR TO DATE	% OVER (UNDER)	6 MONTHS BUDGET	% OVER (UNDER)	TOTAL 2023 BUDGET
OPERATING REVENUES:						
Wharfage	\$ 901,220	\$ 879,836	2%	\$ 804,678	12%	\$ 1,609,358
Dockage & deep water berth	368,486	428,678	-14%	310,062	19%	620,126
Equipment & pallet use fees	645,322	629,585	2%	552,486	17%	1,104,979
Facility use fees	60,340	336,578	-82%	-	0%	-
Security Fees	118,905	123,465	-4%	142,566	-17%	285,134
Other Customer Service Fees	191,212	183,831	4%	221,550	-14%	443,100
Ground leases	202,392	183,552	10%	49,830	306%	99,660
Total Operating Revenues	2,487,877	2,765,525	-10%	2,081,172	20%	4,162,357
OPERATING EXPENSES:						
Port salaries/wages	158,069	109,281	45%	131,304	20%	281,328
Port employee benefits	45,404	31,092	46%	37,509	21%	95,899
Professional services	25,236	-	0%	-	0%	-
Training, travel, and promotional	-	-	0%	600	-100%	1,200
Supplies	55	-	0%	-	0%	-
Utilities	64,655	45,772	41%	78,228	-17%	156,450
Business Insurance	182,740	161,298	13%	187,048	-2%	393,694
Maintenance & repair	236,119	370,661	-36%	239,744	-2%	318,450
Depreciation	1,438,007	1,427,031	1%	1,676,088	-14%	4,332,850
Total Operating Expenses	2,150,285	2,145,135	0%	2,350,521	-9%	5,579,871
OPERATING INCOME (LOSS)	337,592	620,390	46%	(269,349)	225%	(1,417,514)
NON-OPERATING REVENUES (EXPENSES)						
Debt interest and fees	(930,286)	(1,000,160)	-7%	(1,650,540)	-44%	(3,302,248)
Total Non-Operating Revenue (Expenses)	(930,286)	(1,000,160)	-7%	(1,650,540)	-44%	(3,302,248)
CHANGE IN NET POSITION	\$ (592,694)	\$ (379,770)	56%	\$ (1,919,889)	-69%	\$ (4,719,762)

PORT FREEPORT
Port Improvement Projects Summary
March 31, 2023

Project	Contract Award	Change Orders	Total Contract	Current Year Budget	Incurred to Date FY 2023	CIP Prior Years	Incurred to Date Total	Balance to Finish
Velasco Term Phase II - Berth 8	133,856,037.88	(13,283,496.98)	120,572,540.90	23,000,000.00	8,571,307.98	105,264,205.17	113,835,513.15	6,737,027.75
EDSA	4,144,063.24	589,830.00	4,733,893.24		170,251.02	4,179,988.94	4,350,239.96	383,653.28
Construction	129,677,607.30	(13,873,326.98)	115,804,280.32		8,401,056.96	101,049,848.89	109,450,905.85	6,353,374.47
Other not in contract	34,367.34	0.00	34,367.34		0.00	34,367.34	34,367.34	0.00
RORO Ramp - Berth 8	24,921,340.40	392,100.00	25,313,440.40	0.00	4,349,226.13	19,519,570.24	23,868,796.37	1,444,644.03
EDSA	46,652.40	392,100.00	438,752.40		173,941.35	272,102.90	446,044.25	(7,291.85)
Construction	24,874,688.00	0.00	24,874,688.00		4,175,284.78	19,247,467.34	23,422,752.12	1,451,935.88
Other not in contract	0.00	0.00	0.00		0.00	0.00	0.00	0.00
VT- North Gate Entrance	0.00	0.00	0.00	5,563,750.00	0.00	0.00	0.00	0.00
EDSA	0.00	0.00	0.00		0.00	0.00	0.00	0.00
Construction	0.00	0.00	0.00		0.00	0.00	0.00	0.00
Other not in contract	0.00	0.00	0.00		0.00	0.00	0.00	0.00
VT- Access Project	0.00	0.00	0.00	9,028,950.00	0.00	0.00	0.00	0.00
EDSA	0.00	0.00	0.00		0.00	0.00	0.00	0.00
Construction	0.00	0.00	0.00		0.00	0.00	0.00	0.00
Other not in contract	0.00	0.00	0.00		0.00	0.00	0.00	0.00
VT- Refrigerated Cross Dock	0.00	0.00	0.00	13,705,950.00	0.00	0.00	0.00	0.00
EDSA	0.00	0.00	0.00		0.00	0.00	0.00	0.00
Construction	0.00	0.00	0.00		0.00	0.00	0.00	0.00
Other not in contract	0.00	0.00	0.00		0.00	0.00	0.00	0.00
Land & Improvements	430,954.93	0.00	430,954.93	4,000,000.00	430,954.93	0.00	430,954.93	0.00
EDSA	0.00	0.00	0.00		0.00	0.00	0.00	0.00
Construction	0.00	0.00	0.00		0.00	0.00	0.00	0.00
Other not in contract	430,954.93	0.00	430,954.93		430,954.93	0.00	430,954.93	0.00
Parcel 14 Rail Development Phase II	9,670,314.00	0.00	9,670,314.00	10,521,050.00	5,796,450.44	184,127.34	5,980,577.78	3,689,736.22
EDSA	407,412.00	0.00	407,412.00		72,066.74	184,127.34	256,194.08	151,217.92
Construction	9,262,902.00	0.00	9,262,902.00		5,724,383.70	0.00	5,724,383.70	3,538,518.30
Other not in contract	0.00	0.00	0.00		0.00	0.00	0.00	0.00
Pumpstation 1400 E Floodgate & P14 Drainage	2,062.81	0.00	2,062.81	575,000.00	622.81	1,440.00	2,062.81	0.00
EDSA	0.00	0.00	0.00		0.00	0.00	0.00	0.00
Construction	0.00	0.00	0.00		0.00	0.00	0.00	0.00
Other not in contract	2,062.81	0.00	2,062.81		622.81	1,440.00	2,062.81	0.00
M & R - Joint Repairs	0.00	0.00	0.00	20,000.00	0.00	0.00	0.00	0.00
EDSA	0.00	0.00	0.00		0.00	0.00	0.00	0.00
Construction	0.00	0.00	0.00		0.00	0.00	0.00	0.00
Other not in contract	0.00	0.00	0.00		0.00	0.00	0.00	0.00
M & R - Railroad Track Renovations	0.00	0.00	0.00	25,000.00	0.00	0.00	0.00	0.00
EDSA	0.00	0.00	0.00		0.00	0.00	0.00	0.00
Construction	0.00	0.00	0.00		0.00	0.00	0.00	0.00
Other not in contract	0.00	0.00	0.00		0.00	0.00	0.00	0.00
M & R - Roads	0.00	0.00	0.00	0.00	0.00	0.00	0.00	0.00
EDSA	0.00	0.00	0.00		0.00	0.00	0.00	0.00
Construction	0.00	0.00	0.00		0.00	0.00	0.00	0.00
Other not in contract	0.00	0.00	0.00		0.00	0.00	0.00	0.00
Gate 8 Renovations	34,203.23	0.00	34,203.23	300,000.00	18,915.23	3,528.00	22,443.23	11,760.00
EDSA	33,600.00	0.00	33,600.00		18,312.00	3,528.00	21,840.00	11,760.00
Construction	0.00	0.00	0.00		0.00	0.00	0.00	0.00
Other not in contract	603.23	0.00	603.23		603.23	0.00	603.23	0.00
EOC Additional Parking	0.00	0.00	0.00	25,000.00	0.00	0.00	0.00	0.00
EDSA	0.00	0.00	0.00		0.00	0.00	0.00	0.00
Construction	0.00	0.00	0.00		0.00	0.00	0.00	0.00
Other not in contract	0.00	0.00	0.00		0.00	0.00	0.00	0.00
VT Backlands Area IV	528,394.21	0.00	528,394.21	0.00	10,782.19	99,572.65	110,354.84	418,039.37
EDSA	528,388.18	0.00	528,388.18		10,782.19	99,566.62	110,348.81	418,039.37
Construction	0.00	0.00	0.00		0.00	0.00	0.00	0.00
Other not in contract	6.03	0.00	6.03		0.00	6.03	6.03	0.00
Transformer Yard Replacement	4,078.00	0.00	4,078.00	200,000.00	0.00	4,078.00	4,078.00	0.00
EDSA	4,078.00	0.00	4,078.00		0.00	4,078.00	4,078.00	0.00
Construction	0.00	0.00	0.00		0.00	0.00	0.00	0.00
Other not in contract	0.00	0.00	0.00		0.00	0.00	0.00	0.00
Fence Razor Wire Upgrade	0.00	0.00	0.00	60,000.00	0.00	0.00	0.00	0.00
EDSA	0.00	0.00	0.00		0.00	0.00	0.00	0.00
Construction	0.00	0.00	0.00		0.00	0.00	0.00	0.00
Other not in contract	0.00	0.00	0.00		0.00	0.00	0.00	0.00
Portwide Areas Upgrade to Concrete	0.00	0.00	0.00	3,400,000.00	0.00	0.00	0.00	0.00
EDSA	0.00	0.00	0.00		0.00	0.00	0.00	0.00
Construction	0.00	0.00	0.00		0.00	0.00	0.00	0.00
Other not in contract	0.00	0.00	0.00		0.00	0.00	0.00	0.00
Inner Harbor Berth Repairs	240,300.00	0.00	240,300.00	0.00	0.00	113,950.00	113,950.00	126,350.00
EDSA	0.00	0.00	0.00		0.00	0.00	0.00	0.00
Construction	180,500.00	0.00	180,500.00		0.00	54,150.00	54,150.00	126,350.00
Other not in contract	59,800.00	0.00	59,800.00		0.00	59,800.00	59,800.00	0.00
Total				\$ 70,424,700.00	\$ 19,178,259.71	\$ 125,190,471.40	\$ 144,368,731.11	\$ 12,427,557.37



1100 Cherry Street, FREEPORT, TX 77541
(979) 233-2667 1 (800) 362-5743 FAX: (979) 373-0023

PORT FREEPORT
QUARTERLY INVESTMENT SUMMARY
March 31, 2023

Unrestricted Resources: The \$27.9 million portfolio (market value) of unrestricted resources is structured to have funds available to meet anticipated capital expenditures and monthly Port operating requirements, if needed. In the current portfolio all of the investments have maturities of less than six months. The portfolio composition is primarily Federal Treasury securities and money market funds. Investments have been made with the intent to hold them until maturity.

Restricted Resources: The \$101.6 million portfolio (market value) includes bond reserve requirements of \$21.5 million, restricted funds of \$12.3 thousand in the U.S. Army Corps of Engineers (Corps) escrow accounts, \$17.9 million of capital improvements reserve, \$6.4 million in 2021 General Obligation Bond project funds and \$55.8 million in 2023 General Obligation Bond project funds. The portfolio of restricted resources is structured to provide the liquidity needed to make scheduled bond payments from interest and sinking accounts, commission approved capital improvements, and to meet the requirements of the Corps projects. The current portfolio has ninety-three percent of the investments having maturities less than six months, two percent of the investments maturing in six to twelve months, and five percent maturing in over twelve months. The portfolio composition is primarily Federal Treasury & Agency securities, and money market funds. Investments have been made with the intent to hold them until maturity. An interest payment of \$1,068,356.25 was made on January 24th for the 2019 and the 2021 Series General Obligation Bonds. Following is a summary of the total portfolio activity for the quarter ended March 31, 2023:

Investments	Face Value	Market	Ratio	Weighted Avg. Yield	Weighted Avg. Maturity (Days)	Benchmark Yield
Beginning of Period	\$75,685,870	\$74,809,733	.988	3.75%	73.94	4.343%
Purchases	76,369,892					
Maturities	21,903,614					
Sales	0					
End of Period	<u>\$130,152,148</u>	\$129,510,004	.995	4.52%	165.51	4.693%

Total accrued interest at end of period: \$24,799

The fund portfolio is in compliance with the Port's investment policy, as amended July 1, 2022, and the Public Funds Investment Act. See attached supporting schedule of investments.


Rob Lowe, Chief Financial Officer


Mary Campus, Controller

PORT FREEPORT
QUARTERLY INVESTMENT REPORT
3/31/23

Type Sec.	Broker Code	Purchase Date	Maturity Date	Interest Rate	Yield	12/31/22 Face Value	12/31/22 Amortized Cost	12/31/22 Fair Market Value	Purchases	Sales/ Maturities	3/31/23 Face Value	3/31/23 Amortized Cost	3/31/23 Fair Market Value
<i>OPERATING FUNDS:</i>													
MM	HS	-	-	2.322	2.322	4,665.88	4,665.88	4,665.88		26.20	4,639.68	4,639.68	4,639.68
MM	TP	-	-	4.792	4.792	24,454,906.51	24,454,906.51	24,454,906.51		11,710,735.57	12,744,170.94	12,744,170.94	12,744,170.94
MM	TP	-	-	4.792	4.792	413,983.97	413,983.97	413,983.97	538,805.03		952,789.00	952,789.00	952,789.00
TNOTE	HS	1/11/2022	1/31/2023	0.125	0.480	2,000,000.00	1,999,379.99	1,993,584.46		2,000,000.00	0.00	0.00	0.00
TNOTE	HS	1/12/2022	2/28/2023	0.125	0.511	2,013,000.00	2,011,724.30	1,999,979.23		2,013,000.00	0.00	0.00	0.00
TNOTE	HS	9/29/2022	3/30/2023	-	3.801	6,145,000.00	6,089,756.44	6,079,021.93		6,145,000.00	0.00	0.00	0.00
TNOTE	HS	3/30/2023	5/23/2023	-	3.989	0.00	0.00	0.00	6,180,000.00		6,180,000.00	6,143,836.89	6,143,836.89
TNOTE	HS	3/28/2023	7/5/2023	-	4.702	0.00	0.00	0.00	4,065,000.00		4,065,000.00	4,015,490.76	4,014,029.09
AG	HS	2/28/2023	8/28/2023	-	4.983	0.00	0.00	0.00	2,063,000.00		2,063,000.00	2,020,983.57	2,019,015.11
TNOTE	HS	2/3/2023	8/31/2023	1.375	4.680	0.00	0.00	0.00	2,030,000.00		2,030,000.00	2,002,715.64	2,001,672.32
TOTAL ENTERPRISE FUND -UNRESTRICTED						35,031,556.36	34,974,417.09	34,946,141.98	14,876,805.03	21,868,761.77	28,039,599.62	27,884,626.48	27,880,153.03

INVESTMENT SUMMARY:

MM	13,701,599.62	48.86%
C.D.	0.00	0.00%
TREASURY	12,275,000.00	43.78%
AGENCY	2,063,000.00	7.36%
TX MUNICIPAL	0.00	0.00%
	<u>28,039,599.62</u>	

WEIGHTED AVERAGE YIELD 4.61 %

BENCHMARK - 3 MO. TBILL 4.693 %

BROKER CODE:
HS = HILLTOP SECURITIES
FNB =FIRST NATIONAL BANK
TGB = TEXAS GULF BANK
TP = TEXPOOL

LIQUIDITY SUMMARY:

0-1 MONTH	13,701,599.62	48.87%
1-6 MONTHS	14,338,000.00	51.13%
6-12 MONTHS	0.00	0.00%
OVER 12 MONTHS	0.00	0.00%
	<u>28,039,599.62</u>	

Type Sec.	Broker Code	Purchase Date	Maturity Date	Interest Rate	Yield	12/31/22 Face Value	12/31/22 Amortized Cost	12/31/22 Fair Market Value	Purchases	Sales/ Maturities	3/31/23 Face Value	3/31/23 Amortized Cost	3/31/23 Fair Market Value
RESTRICTED													
<i>CAPITAL IMPROVEMENTS:</i>													
MM	HS		-	2.322	2.322	115.69	115.69	115.69	0.93		116.62	116.62	116.62
MM	TP	-	-	4.792	4.792	117,947.67	117,947.67	117,947.67	1,298.86		119,246.53	119,246.53	119,246.53
TNOTE	HS	11/22/2022	5/26/2023	-	4.607	17,915,000.00	17,588,051.25	17,550,779.09			17,915,000.00	17,789,594.99	17,776,970.84
TOTAL CAPITAL IMPROVEMENTS						18,033,063.36	17,706,114.61	17,668,842.45	1,299.79	0.00	18,034,363.15	17,908,958.14	17,896,333.99
<i>45 FOOT PROJECT FUNDS RESTRICTED:</i>													
MM	TGB	-	-	0.340	0.340	10,155.86	10,155.86	10,155.86		13.45	10,142.41	10,142.41	10,142.41
TOTAL 45 FOOT PROJECT FUNDS -RESTRICTED						10,155.86	10,155.86	10,155.86	0.00	13.45	10,142.41	10,142.41	10,142.41
<i>FREEPORT HARBOR NAVIGATION PROJECT FEASIBILITY STUDY FUND RESTRICTED:</i>													
MM	FNB	-	-	0.010	0.010	1,098.45	1,098.45	1,098.45	0.02		1,098.47	1,098.47	1,098.47
TOTAL FREEPORT HARBOR NAVIGATION PROJECT FEASIBILITY STUDY FUND						1,098.45	1,098.45	1,098.45	0.02	0.00	1,098.47	1,098.47	1,098.47
<i>FREEPORT HARBOR ASSUMPTION OF OPERATIONS AND MAINTENANCE FUND RESTRICTED:</i>													
MM	FNB	-	-	0.010	0.010	1,041.82	1,041.82	1,041.82	0.02		1,041.84	1,041.84	1,041.84
TOTAL FREEPORT HARBOR ASSUMPTION OF OPS & MAINTENANCE FUND						1,041.82	1,041.82	1,041.82	0.02	0.00	1,041.84	1,041.84	1,041.84
<i>INTEREST & SINKING:</i>													
MM	TP2013A Debt Service		-	4.792	4.792	2,473,978.25	2,473,978.25	2,473,978.25	959,521.87		3,433,500.12	3,433,500.12	3,433,500.12
MM	TP-G.O. Bond I & S		-	4.792	4.792	573,830.54	573,830.54	573,830.54	1,228,901.83		1,802,732.37	1,802,732.37	1,802,732.37
MM	TP-'18 I & S		-	4.792	4.792	1,734,453.49	1,734,453.49	1,734,453.49	684,990.57		2,419,444.06	2,419,444.06	2,419,444.06
MM	TP-'15 I & S		-	4.792	4.792	2,139,226.53	2,139,226.53	2,139,226.53	841,399.01		2,980,625.54	2,980,625.54	2,980,625.54
MM	TP-'21 Rev Bond I & S		-	4.792	4.792	113,047.57	113,047.57	113,047.57	445,690.33		558,737.90	558,737.90	558,737.90
MM	TP-'19A Rev Bond I & S		-	4.792	4.792	1,151,661.19	1,151,661.19	1,151,661.19	942,990.66		2,094,651.85	2,094,651.85	2,094,651.85
MM	TP-'19B Rev Bond I & S		-	4.792	4.792	706,763.08	706,763.08	706,763.08	526,155.97		1,232,919.05	1,232,919.05	1,232,919.05
TOTAL INTEREST & SINKING						8,892,960.65	8,892,960.65	8,892,960.65	5,629,650.24	0.00	14,522,610.89	14,522,610.89	14,522,610.89
<i>2013A SENIOR LIEN REFUNDING BOND RESERVE FUND - RESTRICTED:</i>													
MM	HS	-	-	2.322	2.322	7,752.70		7,752.70	680.99		8,433.69	8,433.69	8,433.69
AG	HS	10/29/20	11/02/23	0.290	0.315	420,000.00	419,912.38	404,216.40			420,000.00	419,938.19	408,181.32
TNOTE	HS	10/29/21	10/15/24	0.625	0.760	418,000.00	417,003.19	390,592.81			418,000.00	417,140.37	395,418.69
TNOTE	HS	03/29/22	11/30/25	0.375	2.550	525,000.00	493,385.19	469,701.60			525,000.00	496,054.36	478,952.20
TNOTE	HS	04/01/21	02/28/26	0.500	0.877	247,000.00	244,058.22	220,052.20			247,000.00	244,287.66	224,643.92
<i>2015A SENIOR LIEN REVENUE & REFUNDING BONDS - RESTRICTED:</i>													
MM	HS	-	-	2.322	2.322	6,732.68	6,732.68	6,732.68	483.27		7,215.95	7,215.95	7,215.95
AG	HS	10/29/20	11/02/23	0.290	0.315	855,000.00	854,821.45	822,869.10			855,000.00	854,873.97	830,940.55
TNOTE	HS	10/29/21	10/15/24	0.625	0.760	279,000.00	278,334.69	260,706.68			279,000.00	278,426.25	263,927.79
TNOTE	HS	03/31/21	12/31/25	0.375	0.874	227,000.00	223,618.81	202,526.98			227,000.00	223,896.62	206,606.26
<i>2018 SENIOR LIEN REVENUE REFUNDING BONDS - RESTRICTED:</i>													
MM	HS	-	-	2.322	2.322	30,598.06	30,598.06	30,598.06	8,800.89		39,398.95	39,398.95	39,398.95
AG	HS	10/29/20	11/02/23	0.290	0.315	35,000.00	34,991.94	33,684.70			35,000.00	34,994.00	34,015.11
TNote	HS	06/18/21	12/31/24	1.750	0.552	970,000.00	992,981.65	920,835.39			970,000.00	990,152.17	930,779.94
<i>2019A SENIOR LIEN REVENUE BONDS - RESTRICTED:</i>													
MM	HS	-	-	2.322	2.322	36,435.95	36,435.95	36,435.95	17,652.84		54,088.79	54,088.79	54,088.79
TNOTE	HS	10/29/21	10/15/24	0.625	0.760	53,000.00	52,873.62	49,524.93			53,000.00	52,891.01	50,136.82
TNOTE	HS	01/08/20	12/31/25	2.625	1.671	1,312,000.00	1,347,627.43	1,252,895.78			1,312,000.00	1,344,704.49	1,270,470.06

Type Sec.	Broker Code	Purchase Date	Maturity Date	Interest Rate	Yield	12/31/22 Face Value	12/31/22 Amortized Cost	12/31/22 Fair Market Value	Purchases	Sales/ Maturities	3/31/23 Face Value	3/31/23 Amortized Cost	3/31/23 Fair Market Value
<i>2019B SENIOR LIEN REVENUE BONDS - RESTRICTED:</i>													
MM	HS	-	-	2.322	2.322	43,223.91	43,223.91	43,223.91	8,912.74		52,136.65	52,136.65	52,136.65
TNOTE	HS	1/8/2020	12/31/23	2.250	1.592	755,000.00	759,806.43	737,227.80			755,000.00	758,624.50	741,344.08
<i>2021 SENIOR LIEN REVENUE BONDS - RESTRICTED:</i>													
MM	HS	-	-	2.322	2.322	8,848.10	8,848.10	8,848.10	3,628.33		12,476.43	12,476.43	12,476.43
AG	HS	8/26/2021	06/26/25	0.670	0.677	1,060,000.00	1,059,828.16	964,663.60			1,060,000.00	1,059,845.20	975,915.17
TOTAL BOND RESERVE FUNDS						7,289,591.40	7,305,081.86	6,863,089.37	40,159.06	0.00	7,329,750.46	7,349,579.25	6,985,082.37
<i>BOND PROJECT FUNDS- RESTRICTED FOR CAPITAL IMPROVEMENTS:</i>													
MM	TP-2021 G.O.BOND FUNDS			4.792	4.792	6,426,402.15	6,426,402.15	6,426,402.15		34,838.92	6,391,563.23	6,391,563.23	6,391,563.23
MM	TP-2023 G.O.BOND FUNDS			4.792	4.792	0.00	0.00	0.00	55,821,977.83		55,821,977.83	55,821,977.83	55,821,977.83
TOTAL BOND PROJECT FUNDS						6,426,402.15	6,426,402.15	6,426,402.15	55,821,977.83	34,838.92	62,213,541.06	62,213,541.06	62,213,541.06
TOTAL ENTERPRISE FUND RESTRICTED						40,654,313.69	40,342,855.40	39,863,590.75	61,493,086.96	34,852.37	102,112,548.28	102,006,972.06	101,629,851.03

INVESTMENT SUMMARY:

M MARKET	77,041,548.28	75.45%
C.D.	0.00	0.00%
TREASURY	22,701,000.00	22.23%
AGENCY	2,370,000.00	2.32%
TX MUNICIPAL	0.00	0.00%
	<u>102,112,548.28</u>	

WEIGHTED AVERAGE YIELD 4.49 %

BENCHMARK - 3 MO. TBILL 4.693 %

LIQUIDITY SUMMARY:

0-1 MONTH	77,041,548.28	75.45%
1-6 MONTHS	17,915,000.00	17.54%
6-12 MONTHS	2,065,000.00	2.02%
OVER 12 MONTHS	5,091,000.00	4.99%
	<u>102,112,548.28</u>	

Vendor Expenditure

Period: 03/01/23..03/31/23

Port Freeport

Tuesday, April 4, 2023

Page 1

FREEPORTMARY

This report also includes bank accounts that only have balances.

Bank Account: Date Filter: 03/01/23..03/31/23

Check Ledger Entry:

Check No.	Check Date	Vendor No.	Vendor Name	Check Amount	
Invoice No.	PO No.	GL Account Name	Line Description		Line Amount
91960	03/01/23	V00002	EM-Print Company	717.00	
126380	123836		Office Supplies		717.00
			Line Amount Total		717.00
91961	03/01/23	V00004	City of Freeport	128,525.37	
126362	123884		Water & Gas		682.20
126363	123890		Water & Gas		180.58
126364	123891		Water & Gas		607.61
126365	123892		Water & Gas		68.24
126366	123893		Water & Gas		106.34
126413	123936		Other Accounts Payable (JE)		100,000.00
126413	123936		Water & Gas		26,880.40
			Line Amount Total		128,525.37
91962	03/01/23	V00005	Phyllis Saathoff	972.76	
126382	123907		Telephone		136.75
126382	123907		Employment Related		37.28
126382	123907		Sales/Promotion Travel		713.73
126382	123907		Dues & Memberships & Licenses		85.00
			Line Amount Total		972.76
91963	03/01/23	V00010	Specialties Company	147.02	
126399	123916		M&R Bldgs-Maintenance Bldg		4.76
126400	123917		M&R TOE-Street Sweeper		142.26
			Line Amount Total		147.02
91964	03/01/23	V00012	FedEx	9.67	
126408	123938		Postage and Freight		9.67
			Line Amount Total		9.67
91965	03/01/23	V00015	Mike Wilson	164.77	
126372	123903		Flexible Spending Emp Reimbursement		164.77
			Line Amount Total		164.77
91966	03/01/23	V00016	Rodney Blackstock	34.94	
126376	123881		M&R Groundskeeping Equipment-X-Mark Zero Turn 60"		34.94
			Line Amount Total		34.94
91967	03/01/23	V00021	Gulf Coast Paper Company	751.33	
126368	123841		Office Supplies		12.16
126368	123841		Office Supplies		6.07
126368	123841		Office Supplies		1.52
126368	123841		Office Supplies		6.07
126368	123841		Office Supplies		6.07
126257	123779		Office Supplies		719.44
			Line Amount Total		751.33
91968	03/01/23	V00023	Patrick's Enterprises, Inc.	75.00	
126394	123911		M&R Bldgs-Operations Bldg		12.00
126395	123943		M&R Bldgs-Gate 8-Guard Bldg		45.00
126396	123945		M&R Bldgs-Admin Bldg 1100 Cherry St		18.00
			Line Amount Total		75.00

Vendor Expenditure

Period: 03/01/23..03/31/23

Port Freeport

Tuesday, April 4, 2023

Page 2

FREEPORTMARY

Check No.	Check Date	Vendor No.	Vendor Name	Check Amount	
Invoice No.	PO No.	GL Account Name	Line Description		Line Amount
91969	03/01/23	V00029	Texas Association of Counties	9,321.00	
125782	123307		Prepaid Insurance		9,321.00
			Line Amount Total		9,321.00
91970	03/01/23	V00031	Culligan Water Systems	130.88	
126389	123913		M&R Bldgs-Operations Bldg		130.88
			Line Amount Total		130.88
91971	03/01/23	V00044	Ready Refresh	362.17	
126386	123887		Office Supplies		31.79
126386	123887		Office Supplies		15.89
126386	123887		Office Supplies		3.97
126386	123887		Office Supplies		15.89
126386	123887		Office Supplies		278.74
126386	123887		Office Supplies		15.89
			Line Amount Total		362.17
91972	03/01/23	V00046	Sprint Waste Services	522.90	
126401	123944		Contract Services		522.90
			Line Amount Total		522.90
91973	03/01/23	V00049	Brazos Fasteners	158.78	
126360	123886		M&R TOE-Street Sweeper		51.78
126361	123904		M&R Leased Facilities-24A (Chiquita)		12.50
126387	123948		M&R TOE-Gantry Crane		47.25
126387	123948		M&R TOE-Gantry Crane		47.25
			Line Amount Total		158.78
91974	03/01/23	V00050	Northern Tool & Equipment	195.15	
126373	123906		M&R TOE-General Terminal Ops Equip & Tools		178.16
126373	123906		Maint and Operations Supplies		16.99
			Line Amount Total		195.15
91975	03/01/23	V00052	KM&L,LLC	10,600.00	
126381	121556		Consultant Fees - Audit		10,600.00
126381	121556		Audit Services for FYE 9/30/22		
			Line Amount Total		10,600.00
91976	03/01/23	V00058	Ravi K. Singhania	2,850.00	
126426	123937		Flexible Spending Emp Reimbursement		2,850.00
			Line Amount Total		2,850.00
91977	03/01/23	V00062	AT&T Mobility	445.42	
126359	123895		Telephone		108.91
126359	123895		Telephone		204.68
126359	123895		Telephone		89.22
126359	123895		Telephone		42.61
			Line Amount Total		445.42
91978	03/01/23	V00067	Quill Corporation	1,110.75	
126375	123877		Office Supplies		79.98
126374	123889		Office Supplies		334.98
126383	123898		Badge Supplies		127.85
126384	123897		Office Supplies		60.21
126384	123897		Badge Supplies		190.80
126385	123888		Office Supplies		263.94

Vendor Expenditure

Period: 03/01/23..03/31/23

Port Freeport

Tuesday, April 4, 2023

Page 3

FREEPORTMARY

Check No.	Check Date	Vendor No.	Vendor Name	Check Amount	
Invoice No.	PO No.	GL Account Name	Line Description	Line Amount	
126410	123896		Office Supplies	52.99	
			Line Amount Total	1,110.75	
91979	03/01/23	V00075	Vicki L. Smith	246.39	
126377	123902		Flexible Spending Emp Reimbursement	246.39	
			Line Amount Total	246.39	
91980	03/01/23	V00082	Shane Pirtle	798.29	
126397	123908		Technical Training	798.29	
			Line Amount Total	798.29	
91981	03/01/23	V00083	Jason Hull	634.43	
126371	123883		Flexible Spending Emp Reimbursement	634.43	
			Line Amount Total	634.43	
91982	03/01/23	V00084	Crain, Caton & James	29,893.50	
126414	123932		Legal Fees	13,338.00	
126415	123931		Legal Fees	2,281.50	
126416	123933		Legal Fees	3,627.00	
126417	123930		Legal Fees	10,647.00	
			Line Amount Total	29,893.50	
91983	03/01/23	V00088	Blue Cross Blue Shield of Texas	70,331.24	
126378	123894		Group Medical Insurance	10,497.20	
126378	123894		Group Medical Insurance	8,397.76	
126378	123894		Group Medical Insurance	24,143.56	
126378	123894		Group Medical Insurance	6,298.32	
126378	123894		Group Medical Insurance	1,049.72	
126378	123894		Group Medical Insurance	1,049.72	
126378	123894		Group Medical Insurance	6,298.32	
126378	123894		Group Medical Insurance	5,248.60	
126378	123894		Group Medical Insurance	2,099.44	
126378	123894		Group Medical Insurance	5,248.60	
			Line Amount Total	70,331.24	
91984	03/01/23	V00095	Swisher & Swisher	1,000.00	
126432	118205		M&R Other-Mowing, Weed Control Etc	1,000.00	
126432	118205		Annual Herbicide Application for Designated Areas		
126432	118205		7/01/21 - 6/30/23		
126432	118205		Two Year Service		
			Line Amount Total	1,000.00	
91985	03/01/23	V00101	Sunstates Security, LLC	83,291.55	
126402	123923		Security Service Fees	601.64	
126403	123925		Security Service Fees	942.96	
126404	123927		Security Service Fees	971.88	
126427	123922		Security Service Fees	4,179.18	
126428	123924		Security Service Fees	35,487.93	
126429	123926		Security Service Fees	3,823.30	
126430	123928		Security Service Fees	36,263.61	
126431	123929		Security Service Fees	1,021.05	
			Line Amount Total	83,291.55	
91986	03/01/23	V00106	Freese & Nichols	13,663.68	
126420	120785		Professional Services for the	13,663.68	
126420	120785		Parcel 14 Rail Expansion project		
126420	120785		Project No. 22-03		

Vendor Expenditure

Period: 03/01/23..03/31/23

Port Freeport

Tuesday, April 4, 2023

Page 4

FREEPORTMARY

Check No.	Check Date	Vendor No.	Vendor Name	Check Amount	Line Amount
Invoice No.	PO No.	GL Account Name	Line Description		
126420	120785		Board Approved 3/10/2022		
			Line Amount Total		13,663.68
91987	03/01/23	V00121	Holly Soria	115.00	
126440	123952		Flexible Spending Emp Reimbursement		115.00
			Line Amount Total		115.00
91988	03/01/23	V00125	AT&T:979-230-9161 754-5	497.98	
126358	123885		Telephone		56.38
126358	123885		Telephone		56.36
126358	123885		Telephone		385.24
			Line Amount Total		497.98
91989	03/01/23	V00175	Gulf Machine Services	378.60	
126369	123899		M&R Security Equipment-Security Sign		378.60
			Line Amount Total		378.60
91990	03/01/23	V00178	Waypoint	11,324.60	
126405	123939		Furniture and Equipment Purchases <\$5,000		435.88
126405	123939		2 Dell 27 Monitors		
126406	123940		M&R IT Equipment		47.61
126407	123941		Furniture and Equipment Purchases <\$5,000		43.99
126435	123686		Contract Services		10,797.12
126435	123686		Blackberry Guard Advanced Gov Advantage 12 mo item		
126435	123686		Quote Number AAAQ15550		
			Line Amount Total		11,324.60
91991	03/01/23	V00187	Brazoria County Septic Service	1,477.00	
126411	123910		Contract Services		1,477.00
			Line Amount Total		1,477.00
91992	03/01/23	V00193	Grainger	36.40	
126391	123947		M&R TOE-Gantry Crane		18.20
126391	123947		M&R TOE-Gantry Crane		18.20
			Line Amount Total		36.40
91993	03/01/23	V00194	Johnson Supply	264.85	
126409	123918		M&R TOE-Gantry Crane		132.43
126409	123918		M&R TOE-Gantry Crane		132.42
			Line Amount Total		264.85
91994	03/01/23	V00198	Brazosport Starter & Alternator Service	189.00	
126388	123946		M&R TOE-Taylor Generator #12216		189.00
			Line Amount Total		189.00
91995	03/01/23	V00200	The Chamber Brazosport Area	1,000.00	
126433	123688		Community Events		1,000.00
126433	123688		Annual Awards luncheon -Mar 8, 2023		
			Line Amount Total		1,000.00
91996	03/01/23	V00214	McFarland PLLC	12,077.43	
126423	123935		Construction in Progress		11,906.25
126423	123935		Construction in Progress		171.18
126423	123935		PF East End Acquisition Proj File FRE365,16000		
			Line Amount Total		12,077.43

Vendor Expenditure

Period: 03/01/23..03/31/23

Port Freeport

Tuesday, April 4, 2023

Page 5

FREEPORTMARY

Check No.	Check Date	Vendor No.	Vendor Name	Check Amount	
Invoice No.	PO No.	GL Account Name	Line Description	Line Amount	
91997	03/01/23	V00219	Toyotalift of Houston	550.05	
126441	123905		M&R TOE-Toyota Forklift		550.05
			Line Amount Total		550.05
91998	03/01/23	V00221	Dynamics Southwest, Inc.	1,620.00	
126419	123919		M&R IT Equipment		1,620.00
			Line Amount Total		1,620.00
91999	03/01/23	V00228	Department of Information Resources	312.84	
126390	123949		Telephone		61.05
126390	123949		Telephone		30.53
126390	123949		Telephone		122.01
126390	123949		Telephone		7.63
126390	123949		Telephone		30.56
126390	123949		Telephone		7.63
126390	123949		Telephone		7.63
126390	123949		Telephone		15.27
126390	123949		Telephone		30.53
			Line Amount Total		312.84
92000	03/01/23	V00267	IWS Gas and Supply of Texas	55.10	
126370	123900		Maint and Operations Supplies		55.10
			Line Amount Total		55.10
92001	03/01/23	V00389	Austin Seth	280.85	
126438	123950		Sales/Promotion Travel		78.50
126438	123950		Automobile Expense		202.35
			Line Amount Total		280.85
92002	03/01/23	V00398	City of Clute	1,100.00	
126412	123880		Community Events		1,100.00
126412	123880		CAP - March 21		
			Line Amount Total		1,100.00
92003	03/01/23	V00593	McAllen Signal and Boring , LLC	500.00	
126422	122863		M&R Rail-Other		500.00
126422	122863		Monthly Rail Crossing Inspection		
126422	122863		October 2022 - September 2023		
			Line Amount Total		500.00
92004	03/01/23	V00647	Exagono dba Brand Fire Texas	132.76	
126367	123882		Community Event-TACFT		132.76
126367	123882		Trophies		
			Line Amount Total		132.76
92005	03/01/23	V00653	Paul Bridges & Associates, LLC	7,565.00	
126256	123354		Consultant Fees - Other		6,135.00
126256	123354		Consultant Fees - Other		
126424	123909		M&R TOE-Gantry Crane		715.00
126424	123909		M&R TOE-Gantry Crane		715.00
			Line Amount Total		7,565.00
92006	03/01/23	V00668	DARE Capital Partners, LLC	2,822.60	
126418	123912		M&R Other-Mowing, Weed Control Etc		1,449.79
126379	123901		M&R Other-Mowing, Weed Control Etc		1,372.81
			Line Amount Total		2,822.60

Vendor Expenditure

Period: 03/01/23..03/31/23

Port Freeport

Tuesday, April 4, 2023

Page 6

FREEPORTMARY

Check No.	Check Date	Vendor No.	Vendor Name	Check Amount	
Invoice No.	PO No.	GL Account Name	Line Description		Line Amount
92007	03/01/23	V00682	SHI Government Solutions Inc.	592.00	
126398	123942		M&R IT Equipment		592.00
			Line Amount Total		592.00
92008	03/01/23	V00697	Northern Safety Co., Inc.	702.08	
126392	123920		Safety Supplies		175.52
126393	123921		Safety Supplies		526.56
			Line Amount Total		702.08
92009	03/01/23	V00750	Armadillo Portable Toilets	500.00	
126357	123876		M&R Bldgs-Gate 4		500.00
			Line Amount Total		500.00
92010	03/01/23	V00770	UniFirst Holdings Inc.	350.33	
126434	123260		Annual Contract - Ops Employees uniforms, mats,		
126434	123260		towels, soap etc.		
126434	123260		Maint and Operations Supplies		219.20
126434	123260		Other Receivables		69.00
126434	123260		M&R Bldgs-Operations Bldg		15.75
126434	123260		Annual Contract - EOC mats, soap etc.		
126434	123260		M&R Bldgs-Admin Bldg 1100 Cherry St		30.13
126434	123260		Annual Contract - Admin mats, soap etc.		
126434	123260		M&R Bldgs-Security Bldg		16.25
126434	123260		1 Year Agreement (October 2022-September 2023)		
			Line Amount Total		350.33
92011	03/01/23	V00808	Whitener Enterprises Inc.	2,696.61	
126436	123784		Fuel/Oil		2,696.61
			Line Amount Total		2,696.61
92012	03/01/23	V00875	Hannah Fitzsimmons	319.21	
126442	123954		Telephone		150.00
126442	123954		Sales/Promotion Travel		169.21
			Line Amount Total		319.21
92013	03/01/23	V00880	Christine Lewis	121.47	
126439	123955		Telephone		75.00
126439	123955		Safety Supplies		39.92
126439	123955		Automobile Expense		6.55
			Line Amount Total		121.47
92014	03/01/23	V00905	Industrial Scale Company	10,977.72	
126421	122793		CAR-225D Navigator Weight Indicator		1,425.00
126421	122793		CAR-GHT8 Guardian Hydraulic Load Cell Totalizer		5,775.00
126421	122793		EME-BL 15G Blue Hydraulic Oil - gallon		135.00
126421	122793		FRTIN Freight In - To be added to final invoice		106.89
126421	122793		LAB RT - 2 Techs, Est. 8 hours		2,953.75
126421	122793		TRANSTESTA Test Truck A-Service Charge		582.08
126421	122793		Hydraulic Truck Scale Maintenance		
126421	122793		Repairs & Calibration		
126421	122793		Proposal# Q2238		
			Line Amount Total		10,977.72
92015	03/01/23	V00909	Randle Law Office Ltd.	11,112.50	
126425	123934		Legal Fees		11,112.50
			Line Amount Total		11,112.50

Period: 03/01/23..03/31/23
Port Freeport

Page 7

FREEPORT\MARY

Page 24 of 47

Period: 03/01/23..03/31/23
Port Freeport

Page 8

FREEPORT\MARY

Unaudited
Page 25 of 47

Vendor Expenditure

Period: 03/01/23..03/31/23

Port Freeport

Tuesday, April 4, 2023

Page 9

FREEPORTMARY

Check No.	Check Date	Vendor No.	Vendor Name	Check Amount	
Invoice No.	PO No.	GL Account Name	Line Description	Line Amount	
126457	123962		M&R TOE-Street Sweeper	7.46	
126457	123962		M&R TOE-Gantry Crane	30.47	
126457	123962		M&R TOE-Gantry Crane	30.46	
126457	123962		M&R Security Equipment-John Deere Gator	28.48	
126457	123962		M&R Security Equipment-Security Sign	18.32	
126457	123962		M&R Bldgs-Admin Bldg 1100 Cherry St	9.58	
126457	123962		M&R Bldgs-Buildings VT Berth 7	18.57	
126457	123962		M&R Bldgs-Gate 4	6.39	
126457	123962		M&R Transit Shed-T.S. 1	9.93	
126457	123962		M&R Parcel 14 Rail	26.33	
126457	123962		M&R Roads-Parcel 14 Road	25.68	
126457	123962		M&R Leased Facilities-24A (Chiquita)	13.99	
			Line Amount Total	229.65	
92024	03/07/23	V00039	Brazosport Tire	2,339.49	
126454	123973		M&R TOE-Toyota Forklift	734.12	
126455	123974		M&R TOE-Toyota Forklift	613.37	
126456	123975		M&R Vehicles-Chevy Tahoe	992.00	
			Line Amount Total	2,339.49	
92025	03/07/23	V00054	Summit Electric Supply	22.80	
126224	123769		M&R Transit Shed-T.S. 1	22.80	
			Line Amount Total	22.80	
92026	03/07/23	V00062	AT&T Mobility	360.16	
126445	123961		Telephone	90.04	
126445	123961		Telephone	225.10	
126445	123961		Telephone	45.02	
			Line Amount Total	360.16	
92027	03/07/23	V00075	Vicki L. Smith	165.00	
126464	123977		Flexible Spending Emp Reimbursement	90.00	
126472	123980		Telephone	75.00	
			Line Amount Total	165.00	
92028	03/07/23	V00083	Jason Hull	136.75	
126459	123970		Telephone	136.75	
			Line Amount Total	136.75	
92029	03/07/23	V00100	LJA Engineering Inc.	2,890.37	
126469	111718		Construction In Progress-Area 3	2,890.37	
126469	111718		Construction in Progress-Area-3+		
126469	111718		Construction in Progress-Area-3+		
126469	111718		Construction in Progress-Area-3+		
126469	111718		Construction in Progress-Area-3+		
126469	111718		Construction in Progress-Area-3+		
126469	111718		Construction In Progress-Area 4		
126469	111718		Construction In Progress-Area 5 Phase II		
126469	111718		Construction in Progress-Area 4		
126469	111718		Balance carried over from PO# 10615		
126469	111718		Board Approved 11/14/13		
			Line Amount Total	2,890.37	
92030	03/07/23	V00110	Jason Miura	674.29	
126460	123972		Flexible Spending Emp Reimbursement	674.29	
			Line Amount Total	674.29	

Vendor Expenditure

Period: 03/01/23..03/31/23

Port Freeport

Tuesday, April 4, 2023

Page 10

FREEPORT/MARY

Check No.	Check Date	Vendor No.	Vendor Name	Check Amount	
Invoice No.	PO No.	GL Account Name	Line Description	Line Amount	
92031 03/07/23	V00112	Tricia Vela		82.66	
126475	123979		Telephone		75.00
126475	123979		Automobile Expense		2.49
126475	123979		Community Events		5.17
			Line Amount Total		82.66
92032 03/07/23	V00114	AT&T:171-799-3737 001		731.08	
126443	123960		Telephone		142.63
126443	123960		Telephone		71.35
126443	123960		Telephone		285.12
126443	123960		Telephone		17.84
126443	123960		Telephone		71.43
126443	123960		Telephone		17.84
126443	123960		Telephone		17.84
126443	123960		Telephone		35.68
126443	123960		Telephone		71.35
			Line Amount Total		731.08
92033 03/07/23	V00121	Holly Soria		600.00	
126458	123966		Flexible Spending Emp Reimbursement		600.00
			Line Amount Total		600.00
92034 03/07/23	V00166	Van Scoyoc Associates		11,015.72	
126474	115717		Consultant Fees - Other		11,000.00
126474	115717		Govt. Liaison Service Agreement Oct.2020-Sept 2023		
126474	115717		Consultant Fees - Other		15.72
126474	115717		Expenses Incurred-Not to exceed \$8K over course of		
126474	115717		3yrs contract-CA 10/8/2020		
			Line Amount Total		11,015.72
92035 03/07/23	V00196	Hydradyne, LLC		258.64	
126334	123864		M&R TOE-Gantry Crane		129.32
126334	123864		M&R TOE-Gantry Crane		129.32
			Line Amount Total		258.64
92036 03/07/23	V00457	Gulf Ports Association		350.00	
126446	123963		Technical Training		350.00
126446	123963		Jesse Hibbets Spring Conf		
			Line Amount Total		350.00
92037 03/07/23	V00531	Rob Lowe		830.00	
126463	123968		Flexible Spending Emp Reimbursement		115.00
126462	123967		Flexible Spending Emp Reimbursement		715.00
			Line Amount Total		830.00
92038 03/07/23	V00582	Jimmy Johns		356.00	
126453	123965		Community Events		356.00
126453	123965		Leadership luncheon / Angleton		
			Line Amount Total		356.00
92039 03/07/23	V00624	CBRE, Inc.-Valuation and Advisory Services		5,850.00	
126466	113142		Construction in Progress		
126466	113142		Appraisal/Consultation Services-NTE		
126466	113142		Commission Approved 1/9/2020		
126466	113142		Construction in Progress		
126466	113142		Construction in Progress		
126466	113142		Change order 5/11/20		

Vendor Expenditure

Period: 03/01/23..03/31/23

Port Freeport

Tuesday, April 4, 2023

Page 11

FREEPORTMARY

Check No.	Check Date	Vendor No.	Vendor Name	Check Amount	
Invoice No.	PO No.	GL Account Name	Line Description		Line Amount
126466	113142		Construction in Progress		
126466	113142		Appraisal/Consultation Services-NTE		
126466	113142		Commission Approved 5/18/2020		
126466	113142		Change Order 9/10/2020		
126466	113142		Construction in Progress		5,850.00
126466	113142		Appraisal/Consultation Services-NTE		
			Line Amount Total		5,850.00
92040	03/07/23	V00653	Paul Bridges & Associates, LLC	8,115.00	
126470	123354		Consultant Fees - Other		8,115.00
126470	123354		Consultant Fees - Other		
			Line Amount Total		8,115.00
92041	03/07/23	V00663	B&K Motor Parts, Inc	4,446.78	
126449	123956		Maint and Operations Supplies		731.98
126449	123956		Fuel/Oil		43.08
126449	123956		M&R TOE-Hyster 1050 Container Handler		947.18
126449	123956		M&R TOE-Street Sweeper		210.45
126449	123956		M&R TOE-Taylor Generator #12216		737.41
126449	123956		M&R Security Equipment-Security Sign		316.60
126449	123956		M&R Vehicles-International Fuel Truck		346.92
126449	123956		M&R Vehicles-Chevy Colorado		43.60
126449	123956		M&R Vehicles-Ford Expedition		1,039.54
126449	123956		M&R Transit Shed-T.S. Sprinkler System		30.02
			Line Amount Total		4,446.78
92042	03/07/23	V00820	ADT Commercial LLC	207.06	
126444	123959		Badge Supplies		207.06
			Line Amount Total		207.06
92043	03/07/23	V00833	bioPURE	419.00	
126450	123157		Disinfect Treatment - Admin 5000 Sq ft (75%)		321.75
126450	123157		Disinfect Treatment for EOC, 1500 sq ft (25%)		97.25
			Line Amount Total		419.00
92044	03/10/23	V00005	Phyllis Saathoff	4,223.04	
126573	124072		Telephone		136.75
126573	124072		Sales/Promotion Travel		335.93
126573	124072		Sales/Promotion Travel		750.00
126573	124072		Governmental Relations Travel		2,507.56
126573	124072		Technical Training		492.80
			Line Amount Total		4,223.04
92045	03/10/23	V00006	Michaela Bevers	75.00	
126542	124066		Telephone		75.00
			Line Amount Total		75.00
92046	03/10/23	V00009	Williams Diesel, Inc	535.03	
126538	124007		Maint and Operations Supplies		232.19
126539	124008		M&R TOE-Taylor Generator #12216		302.84
			Line Amount Total		535.03
92047	03/10/23	V00010	Specialties Company	654.43	
126507	124002		M&R Docks-Dock Berth 5		654.43
			Line Amount Total		654.43
92048	03/10/23	V00021	Gulf Coast Paper Company	301.13	
126487	124015		Office Supplies		114.72

Vendor Expenditure

Period: 03/01/23..03/31/23

Port Freeport

Tuesday, April 4, 2023

Page 12

FREEPORTMARY

Check No.	Check Date	Vendor No.	Vendor Name	Check Amount	
Invoice No.	PO No.	GL Account Name	Line Description		Line Amount
126487		124015	Office Supplies		57.35
126487		124015	Office Supplies		14.34
126487		124015	Office Supplies		57.36
126487		124015	Office Supplies		57.36
			Line Amount Total		301.13
92049	03/10/23	V00037	Briggs Equipment	897.78	
126479		124017	M&R TOE-Hyster Forklift 440		555.82
126556		124054	M&R TOE-Yard Truck-PF29		341.96
			Line Amount Total		897.78
92050	03/10/23	V00041	Evco Industrial Hardware	139.26	
126483		124016	M&R TOE-Hyster 1050 Container Handler		139.26
			Line Amount Total		139.26
92051	03/10/23	V00045	Leo Martin Chevrolet	416.11	
126491		124011	M&R Vehicles-Chevy Tahoe		416.11
			Line Amount Total		416.11
92052	03/10/23	V00046	Sprint Waste Services	604.90	
126508		124057	Contract Services		170.82
126508		124057	Contract Services		214.12
126509		124058	Contract Services		219.96
			Line Amount Total		604.90
92053	03/10/23	V00047	Art's Sign Service	231.10	
126498		123997	M&R Vehicles-Nissan Rogue		231.10
			Line Amount Total		231.10
92054	03/10/23	V00049	Brazos Fasteners	45.88	
126477		124010	M&R TOE-Gantry Crane		6.69
126477		124010	M&R TOE-Gantry Crane		6.69
126478		124012	M&R TOE-Hyster 1050 Container Handler		10.00
126325		123865	M&R Bldgs-Buildings VT Berth 7		22.50
			Line Amount Total		45.88
92055	03/10/23	V00054	Payment vendor ledger entry is not found check# 92055.	0.00	
			Line Amount Total		
92056	03/10/23	V00054	Summit Electric Supply	6,304.62	
126511		123982	M&R Bldgs-Buildings VT Berth 7		552.52
126512		123984	M&R TOE-Gantry Crane		24.39
126512		123984	M&R TOE-Gantry Crane		24.39
126513		123985	M&R TOE-Gantry Crane		135.35
126513		123985	M&R TOE-Gantry Crane		135.35
126514		123988	M&R Bldgs-Security Bldg		995.79
126515		123989	M&R Docks-Dock Berth 7-VT		960.05
126516		123990	M&R Bldgs-Maintenance Bldg		698.97
126516		123990	Maint and Operations Supplies		123.88
126517		123991	M&R Bldgs-Buildings VT Berth 7		77.86
126518		123992	M&R Bldgs-Security Bldg		249.35
126519		123993	M&R Bldgs-Security Bldg		748.05
126520		123994	M&R Bldgs-Buildings VT Berth 7		739.08
126521		124000	M&R TOE-Gantry Crane		38.43
126521		124000	M&R TOE-Gantry Crane		38.43
126522		124018	M&R Leased Facilities-T.S. 5 Offices		762.73
			Line Amount Total		6,304.62

Vendor Expenditure

Period: 03/01/23..03/31/23

Port Freeport

Tuesday, April 4, 2023

Page 13

FREEPORTMARY

Check No.	Check Date	Vendor No.	Vendor Name	Check Amount	
Invoice No.	PO No.	GL Account Name	Line Description	Line Amount	
92057	03/10/23	V00058	Ravi K. Singhania	2,943.04	
126574	124071		Community Events	137.40	
126574	124071		Governmental Relations Travel	2,805.64	
			Line Amount Total	2,943.04	
92058	03/10/23	V00067	Quill Corporation	76.98	
126492	123996		Office Supplies	18.80	
126492	123996		Office Supplies	6.66	
126492	123996		Office Supplies	1.66	
126492	123996		Office Supplies	6.66	
126492	123996		Office Supplies	6.66	
126501	124021		Office Supplies	13.92	
126501	124021		Office Supplies	6.96	
126501	124021		Office Supplies	1.74	
126501	124021		Office Supplies	6.96	
126501	124021		Office Supplies	6.96	
			Line Amount Total	76.98	
92059	03/10/23	V00071	Verizon Wireless	436.35	
126536	124001		Telephone	62.99	
126536	124001		Telephone	69.36	
126536	124001		Telephone	152.04	
126537	124013		Telephone	75.98	
126537	124013		Telephone	37.99	
126537	124013		Telephone	37.99	
			Line Amount Total	436.35	
92060	03/10/23	V00077	Brookside Equipment	227.00	
126480	124041		M&R Groundskeeping Equipment-Misc	227.00	
			Line Amount Total	227.00	
92061	03/10/23	V00085	Moffatt & Nichol	93,743.12	
126566	117346		Construction in Progress	20,315.65	
126566	117346		Velasco Terminal Ro/Ro Ramp @ Berth8		
126566	117346		Board Approved 3/25/2021		
126567	109484		Professional Services for the Velasco Terminal		
126567	109484		Berths 8 & 9		
126567	109484		Construction in Progress	73,427.47	
126567	109484		Board Approved 1/24/19		
126567	109484		Change Order #1		
126567	109484		Construction in Progress		
126567	109484		Board Approved 1/28/2021		
			Line Amount Total	93,743.12	
92062	03/10/23	V00098	Suburban Propane	306.00	
126510	124019		Fuel/Oil	306.00	
			Line Amount Total	306.00	
92063	03/10/23	V00101	Sunstates Security, LLC	43,045.87	
126534	124028		Security Service Fees	477.26	
126535	124029		Security Service Fees	138.84	
126551	124026		Security Service Fees	1,148.32	
126552	124027		Security Service Fees	37,270.30	
126553	124030		Security Service Fees	4,011.15	
			Line Amount Total	43,045.87	

Vendor Expenditure

Period: 03/01/23..03/31/23

Port Freeport

Tuesday, April 4, 2023

Page 14

FREEPORTMARY

Check No.	Check Date	Vendor No.	Vendor Name	Check Amount	
Invoice No.	PO No.	GL Account Name	Line Description		Line Amount
92064	03/10/23	V00105	Cecil Booth	150.00	
126481	124052		Telephone		150.00
			Line Amount Total		150.00
92065	03/10/23	V00108	Rudy R. Santos	1,355.40	
126575	124070		Governmental Relations Travel		1,355.40
			Line Amount Total		1,355.40
92066	03/10/23	V00110	Jason Miura	2,192.94	
126490	123981		Telephone		273.50
126547	124053		Commercial Events		1,872.72
126570	124068		Flexible Spending Emp Reimbursement		46.72
			Line Amount Total		2,192.94
92067	03/10/23	V00115	AT&T:979-373-0020 6635	1,596.25	
126563	124061		Telephone		606.57
126563	124061		Telephone		303.29
126563	124061		Telephone		79.81
126563	124061		Telephone		303.29
126563	124061		Telephone		303.29
			Line Amount Total		1,596.25
92068	03/10/23	V00119	JH Sanchez Holding Company	6,495.00	
126564	120825		M&R Bldgs-Admin Bldg 1100 Cherry St		2,723.00
126564	120825		M&R Bldgs-Security Bldg		650.45
126564	120825		M&R Bldgs-Operations Bldg		629.45
126564	120825		M&R Bldgs-Berth 7 Restrooms		948.60
126564	120825		Berth 7 Breakroom/RV & Container		202.00
126564	120825		M&R Transit Shed-T.S. 3		91.50
126564	120825		M&R Bldgs-Maintenance shop RR		110.00
126564	120825		M&R Bldgs-Customs Office Bldg		880.00
126564	120825		M&R Bldgs-Operations Bldg		260.00
126564	120825		Board Approved 1/23/2020		
126564	120825		4th year of contract Feb 23-Jan 24		
			Line Amount Total		6,495.00
92069	03/10/23	V00121	Holly Soria	185.00	
126555	124060		Flexible Spending Emp Reimbursement		185.00
			Line Amount Total		185.00
92070	03/10/23	V00187	Brazoria County Septic Service	1,688.00	
126544	124005		Contract Services		1,688.00
			Line Amount Total		1,688.00
92071	03/10/23	V00221	Dynamics Southwest, Inc.	2,081.25	
126546	123360		Accounting MS Dynamics Software Upgrade		2,081.25
			Line Amount Total		2,081.25
92072	03/10/23	V00267	IWS Gas and Supply of Texas	14.80	
126489	124043		M&R TOE-Gantry Crane		7.40
126489	124043		M&R TOE-Gantry Crane		7.40
			Line Amount Total		14.80
92073	03/10/23	V00270	The Bulletin	295.00	
126560	124004		Community Advertising		295.00
			Line Amount Total		295.00

Vendor Expenditure

Period: 03/01/23..03/31/23

Port Freeport

Tuesday, April 4, 2023

Page 15

FREEPORTMARY

Check No.	Check Date	Vendor No.	Vendor Name	Check Amount	
Invoice No.	PO No.	GL Account Name	Line Description		Line Amount
92074	03/10/23	V00299	Kluber Lubrication NA LP	331.80	
126557		124055	M&R TOE-Gantry Crane		165.90
126557		124055	M&R TOE-Gantry Crane		165.90
			Line Amount Total		331.80
92075	03/10/23	V00303	Sherwin-Williams	127.19	
126503		123995	M&R Bldgs-Admin Bldg 1100 Cherry St		9.99
126504		123999	M&R Bldgs-Admin Bldg 1100 Cherry St		81.68
126505		124059	M&R Bldgs-Admin Bldg 1100 Cherry St		35.52
			Line Amount Total		127.19
92076	03/10/23	V00332	United Rentals	603.84	
126341		123838	M&R Terminal Facilities-Other-VT		603.84
			Line Amount Total		603.84
92077	03/10/23	V00342	Rico Elevators, Inc.	725.00	
126558		124056	M&R Bldgs-Admin Bldg 1100 Cherry St		725.00
			Line Amount Total		725.00
92078	03/10/23	V00353	Safety-Kleen Systems, Inc	261.82	
126502		123998	Fuel/Oil		261.82
			Line Amount Total		261.82
92079	03/10/23	V00574	Dan Croft	862.63	
126571		124069	Technical Training		405.09
126571		124069	Governmental Relations Travel		457.54
			Line Amount Total		862.63
92080	03/10/23	V00663	B&K Motor Parts, Inc	1,606.28	
126541		123969	Maint and Operations Supplies		877.22
126541		123969	M&R Groundskeeping Equipment-5510 John Deere		73.58
126541		123969	M&R TOE-General Terminal Ops Equip & Tools		74.49
126541		123969	M&R TOE-Hyster 1050 Container Handler		36.73
126541		123969	M&R TOE-Hyster Forklift 440		16.51
126541		123969	M&R TOE-135' JLG Man Lift		189.42
126541		123969	M&R TOE-Street Sweeper		59.75
126541		123969	M&R Security Equipment-John Deere Gator		64.51
126541		123969	M&R Vehicles-Chevy Tahoe		214.07
			Line Amount Total		1,606.28
92081	03/10/23	V00668	DARE Capital Partners, LLC	1,141.87	
126545		124006	M&R Other-Mowing, Weed Control Etc		1,141.87
			Line Amount Total		1,141.87
92082	03/10/23	V00682	SHI Government Solutions Inc.	238.00	
126559		124063	Maint & Repair - Office Equipment		238.00
			Line Amount Total		238.00
92083	03/10/23	V00697	Northern Safety Co., Inc.	809.92	
126494		124003	Safety Supplies		107.84
126495		124022	Safety Supplies		702.08
			Line Amount Total		809.92
92084	03/10/23	V00808	Whitener Enterprises Inc.	1,701.96	
126554		123878	Fuel/Oil		1,701.96
126554		123878	600 gallons of unleaded for tank		
			Line Amount Total		1,701.96

Vendor Expenditure

Period: 03/01/23..03/31/23

Port Freeport

Tuesday, April 4, 2023

Page 16

FREEPORTMARY

Check No.	Check Date	Vendor No.	Vendor Name	Check Amount	
Invoice No.	PO No.	GL Account Name	Line Description		Line Amount
92085	03/10/23	V00820	ADT Commercial LLC	854.00	
126323	123851		Badge Supplies		854.00
			Line Amount Total		854.00
92086	03/10/23	V00864	Visual Edge IT	172.18	
126561	124064		Contract Services		172.18
			Line Amount Total		172.18
92087	03/10/23	V00929	Katie Tudor	315.86	
126499	124020		Employment Related		125.25
126499	124020		Commercial Events		190.61
			Line Amount Total		315.86
92088	03/10/23	V00930	Aramark	5,000.00	
126543	124051		Commercial Events		5,000.00
			Line Amount Total		5,000.00
92089	03/10/23	V00931	Pat Sebesta Law Firm, PLLC	2,000.00	
126572	124067		Construction in Progress		2,000.00
			Line Amount Total		2,000.00
92090	03/10/23	V00107	HDR, Inc	20,000.00	
126468	114861		FHIP Reach 1		
126468	114861		FHIP - Reach 4		20,000.00
126468	114861		Professional Services for the FHCIP Reach 1 & 4		
126468	114861		Project No. 20-06		
126468	114861		Board Approved 6/25/2020		
126468	114861		2019 GO Bond		
126468	114861		Other Accounts Payable (JE)		
			Line Amount Total		20,000.00
92091	03/14/23	V00012	FedEx	44.48	
126579	124086		Postage and Freight		16.71
126579	124086		Postage and Freight		15.83
126579	124086		Postage and Freight		11.94
			Line Amount Total		44.48
92092	03/14/23	V00032	Matheson Tri Gas	482.16	
126500	124014		Maint and Operations Supplies		482.16
			Line Amount Total		482.16
92093	03/14/23	V00041	Evco Industrial Hardware	189.02	
126482	123986		M&R TOE-Gantry Crane		62.95
126482	123986		M&R TOE-Gantry Crane		62.96
126484	124044		M&R Groundskeeping Equipment-5510 John Deere		63.11
			Line Amount Total		189.02
92094	03/14/23	V00054	Payment vendor ledger entry is not found check# 92094.	0.00	
			Line Amount Total		
92095	03/14/23	V00054	Summit Electric Supply	6,291.67	
126523	124032		M&R Bldgs-Security Bldg		661.80
126524	124033		M&R Bldgs-Security Bldg		663.92
126525	124034		M&R Bldgs-Admin Bldg 1100 Cherry St		622.50
126526	124035		M&R Transit Shed-T.S. Sprinkler System		446.15
126527	124038		M&R Bldgs-Maintenance Bldg		85.90

Vendor Expenditure

Period: 03/01/23..03/31/23

Port Freeport

Tuesday, April 4, 2023

Page 17

FREEPORTMARY

Check No.	Check Date	Vendor No.	Vendor Name	Check Amount	
Invoice No.	PO No.	GL Account Name	Line Description	Line Amount	
126528	124045		M&R Warehouse-Warehouse 51	239.44	
126529	124046		M&R Leased Facilities-T.S. 5 Offices	731.20	
126530	124047		M&R Transit Shed-T.S. 3	957.76	
126531	124048		M&R Transit Shed-T.S. 1	380.00	
126532	124049		M&R TOE-Gantry Crane	280.02	
126532	124049		M&R TOE-Gantry Crane	280.02	
126533	124050		M&R Transit Shed-T.S. 1	730.00	
126548	124036		M&R Docks-Dock Berth 7-VT	189.42	
126549	124037		M&R Docks-Dock Berth 7-VT	6.77	
126550	124039		M&R Docks-Dock Berth 7-VT	16.77	
			Line Amount Total	6,291.67	
92096	03/14/23	V00067	Quill Corporation	27.99	
126497	124031		Office Supplies	27.99	
			Line Amount Total	27.99	
92097	03/14/23	V00087	Reliant	71,636.90	
126569	123957		Electricity	4,072.88	
126569	123957		Electricity	54,438.83	
126569	123957		Electricity	2,517.99	
126569	123957		Electricity	10,607.20	
			Line Amount Total	71,636.90	
92098	03/14/23	V00091	Wells Fargo	19,224.56	
126576	124074		Other Accounts Payable (JE)	19,224.56	
			Line Amount Total	19,224.56	
92099	03/14/23	V00096	Centerpoint Energy	25.97	
126578	124093		Water & Gas	25.97	
			Line Amount Total	25.97	
92100	03/14/23	V00101	Sunstates Security, LLC	39,937.58	
126583	124088		Security Service Fees	173.55	
126584	124089		Security Service Fees	277.68	
126585	124091		Security Service Fees	986.34	
126596	124087		Security Service Fees	3,798.60	
126597	124090		Security Service Fees	34,701.41	
			Line Amount Total	39,937.58	
92101	03/14/23	V00124	Carriage House Partners	5,000.00	
126590	123362		Consultant Fees - Other	5,000.00	
			Line Amount Total	5,000.00	
92102	03/14/23	V00132	American Journal of Transportation	2,320.00	
126562	123403		Industry Advertising	1,700.00	
126562	123403		Industry Advertising		
126562	123403		Industry Advertising		
126562	123403		Industry Advertising	620.00	
			Line Amount Total	2,320.00	
92103	03/14/23	V00144	Naylor, LLC	3,610.00	
126595	123352		Industry Advertising	3,610.00	
			Line Amount Total	3,610.00	
92104	03/14/23	V00147	Greater Angleton Chamber of Commerce	455.00	
126603	124096		Community Events	350.00	
126603	124096		Network luncheon/table sponsor 2023		
126603	124096		Hoss,Croft,Singhania,Pirtle,Santos,Giesecke,		

Vendor Expenditure

Period: 03/01/23..03/31/23

Port Freeport

Tuesday, April 4, 2023

Page 18

FREEPORTMARY

Check No.	Check Date	Vendor No.	Vendor Name	Check Amount	
	Invoice No.	PO No.	GL Account Name	Line Description	Line Amount
	126603	124096		J Miura, E Henderson	
	126600	124095		Community Events	105.00
	126600	124095		13th annual awards luncheon	
	126600	124095		R Singhania,R Giesecke,S Pirtle	
				Line Amount Total	455.00
92105	03/14/23	V00175	Gulf Machine Services	580.00	
	126488	124040		M&R TOE-JLG 80 HX Manlift	580.00
				Line Amount Total	580.00
92106	03/14/23	V00185	Newbart Products, Inc.	215.00	
	126493	124025		Badge Supplies	215.00
				Line Amount Total	215.00
92107	03/14/23	V00192	Glomar International, Inc.	651.40	
	126580	124084		M&R TOE-Gantry Crane	325.70
	126580	124084		M&R TOE-Gantry Crane	325.70
				Line Amount Total	651.40
92108	03/14/23	V00193	Grainger	210.23	
	126485	124023		M&R TOE-Gantry Crane	93.24
	126485	124023		M&R TOE-Gantry Crane	93.23
	126486	124042		M&R TOE-Gantry Crane	11.88
	126486	124042		M&R TOE-Gantry Crane	11.88
				Line Amount Total	210.23
92109	03/14/23	V00221	Dynamics Southwest, Inc.	7,481.25	
	126592	123360		Accounting MS Dynamics Software Upgrade	7,481.25
				Line Amount Total	7,481.25
92110	03/14/23	V00246	Brian's Bar-B-Q	1,415.00	
	126589	124081		Community Events	1,415.00
	126589	124081		CAP MTG 3/21/23	
				Line Amount Total	1,415.00
92111	03/14/23	V00249	JOC Group Inc.	4,200.00	
	126593	123402		Industry Advertising	4,200.00
				Line Amount Total	4,200.00
92112	03/14/23	V00452	Breakbulk US OPCO Inc.	4,700.00	
	126588	123694		Commerical Event-JOC Breakbulk-Business Developmen	4,700.00
				Line Amount Total	4,700.00
92113	03/14/23	V00469	West Gulf Maritime Association	757.62	
	126602	124097		Sales/Promotion Travel	757.62
	126602	124097		RoRo Rodeo-bags,lunch,hats,misc	
				Line Amount Total	757.62
92114	03/14/23	V00517	Covenant K9 Detection Services	7,200.00	
	126467	122677		Security Service Fees	7,200.00
	126467	122677		October 2022 - September 2023	
	126467	122677		Board Approved 9/23/2021	
				Line Amount Total	7,200.00
92115	03/14/23	V00544	Town of Quintana	20.00	
	126586	124080		Community Events	20.00
	126586	124080		BCCA Dinner -Pirtle	
				Line Amount Total	20.00

Vendor Expenditure

Period: 03/01/23..03/31/23

Port Freeport

Tuesday, April 4, 2023

Page 19

FREEPORTMARY

Check No.	Check Date	Vendor No.	Vendor Name	Check Amount	
Invoice No.	PO No.	GL Account Name	Line Description		Line Amount
92116	03/14/23	V00593	McAllen Signal and Boring , LLC	500.00	
126565	122863		M&R Rail-Other		500.00
126565	122863		Monthly Rail Crossing Inspection		
126565	122863		October 2022 - September 2023		
			Line Amount Total		500.00
92117	03/14/23	V00668	DARE Capital Partners, LLC	1,315.08	
126591	124082		M&R Other-Mowing, Weed Control Etc		1,315.08
			Line Amount Total		1,315.08
92118	03/14/23	V00750	Armadillo Portable Toilets	400.00	
126577	124092		M&R Bldgs-Gate 4		400.00
			Line Amount Total		400.00
92119	03/14/23	V00755	Vogel Digital Marketing	450.00	
126587	124083		Industry Advertising		450.00
126587	124083		Relayout Ad to banner size. Includes preparing		
126587	124083		final files and minor copy edit		
			Line Amount Total		450.00
92120	03/14/23	V00808	Whitener Enterprises Inc.	1,816.56	
126599	123633		Fuel/Oil		1,816.56
			Line Amount Total		1,816.56
92121	03/14/23	V00809	Thomson Reuters Holdings Inc.	192.61	
126598	122714		Subscriptions		187.00
126598	122714		Amended Amount for Price Increase		5.61
126598	122714		Monthly Feature Fee for CLEAR Investigation/		
126598	122714		Background Services for 1 Year		
126598	122714		October 2022 - September 2023		
			Line Amount Total		192.61
92122	03/14/23	V00850	Kendra Conkle	576.00	
126581	124085		Industry Advertising		576.00
126581	124085		100 ea brochure & rack card		
			Line Amount Total		576.00
92124	03/14/23	V00250	Lincoln National Life Insurance Company	1,334.14	
126594	124078		Retirement Expense		309.41
126594	124078		Retirement Expense		139.50
126594	124078		Retirement Expense		539.46
126594	124078		Retirement Expense		85.33
126594	124078		Retirement Expense		74.20
126594	124078		Retirement Expense		90.89
126594	124078		Retirement Expense		58.25
126594	124078		Retirement Expense		37.10
			Line Amount Total		1,334.14
92125	03/14/23	V00250	Lincoln National Life Insurance Company	3,057.39	
126601	124079		Group STD Insurance		313.36
126601	124079		Group LTD Insurance		267.56
126601	124079		Group STD Insurance		177.97
126601	124079		Group LTD Insurance		151.20
126601	124079		Group STD Insurance		592.48
126601	124079		Group LTD Insurance		399.32
126601	124079		Group STD Insurance		187.10
126601	124079		Group LTD Insurance		165.93

Vendor Expenditure

Period: 03/01/23..03/31/23

Port Freeport

Tuesday, April 4, 2023

Page 20

FREEPORTMARY

Check No.	Check Date	Vendor No.	Vendor Name	Check Amount	
Invoice No.	PO No.	GL Account Name	Line Description	Line Amount	
126601	124079		Group STD Insurance	51.60	
126601	124079		Group LTD Insurance	50.97	
126601	124079		Group STD Insurance	49.23	
126601	124079		Group LTD Insurance	29.76	
126601	124079		Group STD Insurance	135.04	
126601	124079		Group LTD Insurance	108.03	
126601	124079		Group STD Insurance	80.54	
126601	124079		Group LTD Insurance	48.71	
126601	124079		Group STD Insurance	140.61	
126601	124079		Group LTD Insurance	107.98	
			Line Amount Total	3,057.39	
92126	03/21/23	V00001	Norma Cheline	1,300.00	
126666	122825		Renewal of Storage Building Lease	1,300.00	
126666	122825		January 1, 2023 to December 31, 2023		
			Line Amount Total	1,300.00	
92127	03/21/23	V00011	Gulftex Vending	54.26	
126611	124113		Office Supplies	54.26	
			Line Amount Total	54.26	
92128	03/21/23	V00012	FedEx	7.80	
126608	124105		Postage and Freight	7.80	
			Line Amount Total	7.80	
92129	03/21/23	V00021	Gulf Coast Paper Company	428.16	
126610	124116		Office Supplies	428.16	
			Line Amount Total	428.16	
92130	03/21/23	V00031	Culligan Water Systems	547.62	
126634	122258		Annual Contract for maintenance, filters, and		
126634	122258		cartridges to portable water supply		
126634	122258		M&R Bldgs-Operations Bldg	182.54	
126634	122258		M&R Bldgs-Buildings VT Berth 7	182.54	
126634	122258		M&R Transit Shed-T.S. 1	182.54	
			Line Amount Total	547.62	
92131	03/21/23	V00040	The Brazosport Facts	848.03	
126655	124107		Construction in Progress	603.23	
126655	124107		Community Event-TACFT	142.80	
126655	124107		Community Advertising	102.00	
			Line Amount Total	848.03	
92132	03/21/23	V00053	Shred it Houston	203.56	
126617	124119		Office Supplies	39.73	
126617	124119		Office Supplies	19.86	
126617	124119		Office Supplies	79.44	
126617	124119		Office Supplies	4.96	
126617	124119		Office Supplies	19.86	
126617	124119		Office Supplies	4.96	
126617	124119		Office Supplies	4.96	
126617	124119		Office Supplies	9.93	
126617	124119		Office Supplies	19.86	
			Line Amount Total	203.56	
92133	03/21/23	V00055	Jesse Hibbetts	117.10	
126612	124099		Flexible Spending Emp Reimbursement	117.10	
			Line Amount Total	117.10	

Vendor Expenditure

Period: 03/01/23..03/31/23

Port Freeport

Tuesday, April 4, 2023

Page 21

FREEPORTMARY

Check No.	Check Date	Vendor No.	Vendor Name	Check Amount	
Invoice No.	PO No.	GL Account Name	Line Description	Line Amount	
92134	03/21/23	V00055	Jesse Hibbetts	40.36	
126613	124100		Flexible Spending Emp Reimbursement		40.36
			Line Amount Total		40.36
92135	03/21/23	V00062	AT&T Mobility	447.82	
126662	124149		Telephone		119.57
126662	124149		Telephone		225.67
126662	124149		Telephone		102.58
			Line Amount Total		447.82
92136	03/21/23	V00067	Quill Corporation	126.70	
126615	124109		Office Supplies		126.70
			Line Amount Total		126.70
92137	03/21/23	V00067	Quill Corporation	93.98	
126616	124112		Office Supplies		35.80
126616	124112		Office Supplies		17.90
126616	124112		Office Supplies		4.48
126616	124112		Office Supplies		17.90
126616	124112		Office Supplies		17.90
			Line Amount Total		93.98
92138	03/21/23	V00097	Comcast Business	2,626.92	
126618	124111		Contract Services		2,626.92
			Line Amount Total		2,626.92
92139	03/21/23	V00100	LJA Engineering Inc.	1,503.50	
126642	111718		Construction In Progress-Area 3		1,503.50
126642	111718		Construction in Progress-Area-3+		
126642	111718		Construction in Progress-Area-3+		
126642	111718		Construction in Progress-Area-3+		
126642	111718		Construction in Progress-Area-3+		
126642	111718		Construction in Progress-Area-3+		
126642	111718		Construction In Progress-Area 4		
126642	111718		Construction In Progress-Area 5 Phase II		
126642	111718		Construction in Progress-Area 4		
126642	111718		Balance carried over from PO# 10615		
126642	111718		Board Approved 11/14/13		
			Line Amount Total		1,503.50
92140	03/21/23	V00107	HDR, Inc	20,000.00	
126639	114861		FHIP Reach 1		20,000.00
126639	114861		FHIP - Reach 4		
126639	114861		Professional Services for the FHCIP Reach 1 & 4		
126639	114861		Project No. 20-06		
126639	114861		Board Approved 6/25/2020		
126639	114861		2019 GO Bond		
126639	114861		Other Accounts Payable (JE)		
			Line Amount Total		20,000.00
92141	03/21/23	V00119	JH Sanchez Holding Company	6,495.00	
126622	120825		M&R Bldgs-Admin Bldg 1100 Cherry St		2,723.00
126622	120825		M&R Bldgs-Security Bldg		650.45
126622	120825		M&R Bldgs-Operations Bldg		629.45
126622	120825		M&R Bldgs-Buildings VT Berth 7		948.60
126622	120825		M&R Bldgs-Buildings VT Berth 7		202.00

Vendor Expenditure

Period: 03/01/23..03/31/23

Port Freeport

Tuesday, April 4, 2023

Page 22

FREEPORTMARY

Check No.	Check Date	Vendor No.	Vendor Name	Check Amount	
Invoice No.	PO No.	GL Account Name	Line Description		Line Amount
126622	120825		M&R Transit Shed-T.S. 3		91.50
126622	120825		M&R Bldgs-Maintenance shop RR		110.00
126622	120825		M&R Bldgs-Customs Office Bldg		880.00
126622	120825		M&R Bldgs-Operations Bldg		260.00
126622	120825		Board Approved 1/23/2020		
126622	120825		4th year of contract Feb 23-Jan 24		
			Line Amount Total		6,495.00
92142	03/21/23	V00125	AT&T:979-230-9161 754-5	535.33	
126658	124148		Telephone		68.81
126658	124148		Telephone		68.81
126658	124148		Telephone		397.71
			Line Amount Total		535.33
92143	03/21/23	V00144	Naylor, LLC	2,869.00	
126645	123352		Industry Advertising		2,869.00
			Line Amount Total		2,869.00
92144	03/21/23	V00147	Greater Angleton Chamber of Commerce	140.00	
126660	124144		Community Events		140.00
126660	124144		Network luncheon		
126660	124144		Hoss,Pirtle,Giesecke,Singhanian		
			Line Amount Total		140.00
92145	03/21/23	V00178	Waypoint	1,279.00	
126656	124115		Contract Services		1,279.00
			Line Amount Total		1,279.00
92146	03/21/23	V00181	Canon Solutions America, Inc.	170.24	
126606	124110		Maint & Repair - Office Equipment		170.24
			Line Amount Total		170.24
92147	03/21/23	V00193	Grainger	129.44	
126609	124102		M&R TOE-Gantry Crane		64.72
126609	124102		M&R TOE-Gantry Crane		64.72
			Line Amount Total		129.44
92148	03/21/23	V00194	Johnson Supply	228.45	
126623	124131		M&R TOE-Gantry Crane		114.23
126623	124131		M&R TOE-Gantry Crane		114.22
			Line Amount Total		228.45
92149	03/21/23	V00207	ABC, Inc.	70.00	
126604	124124		Community Events		70.00
126604	124124		Spring Membership Luncheon		
126604	124124		Singhanian, Pirtle		
			Line Amount Total		70.00
92150	03/21/23	V00207	ABC, Inc.	1,048.00	
126663	124152		Dues & Memberships & Licenses		1,048.00
126663	124152		2023 Membership Category 1B		
			Line Amount Total		1,048.00
92151	03/21/23	V00256	Blueline Shop & Copy Center	23.40	
126605	124114		M&R TOE-Gantry Crane		11.70
126605	124114		M&R TOE-Gantry Crane		11.70
			Line Amount Total		23.40

Vendor Expenditure

Period: 03/01/23..03/31/23

Port Freeport

Tuesday, April 4, 2023

Page 23

FREEPORTMARY

Check No.	Check Date	Vendor No.	Vendor Name	Check Amount	
Invoice No.	PO No.	GL Account Name	Line Description	Line Amount	
92152	03/21/23	V00272	Highway 36A Coalition	1,500.00	
126665	124145		Dues & Memberships & Licenses		1,500.00
126665	124145		Jan 1 to Dec 31, 2033		
			Line Amount Total		1,500.00
92153	03/21/23	V00299	Kluber Lubrication NA LP	577.42	
126614	124125		M&R TOE-Gantry Crane		288.71
126614	124125		M&R TOE-Gantry Crane		288.71
			Line Amount Total		577.42
92154	03/21/23	V00556	Leaf Engineers	12,375.00	
126641	123404		EOC CBP Addition Air Condition System Replacement		12,375.00
			Line Amount Total		12,375.00
92155	03/21/23	V00625	PAS Property Acquisition Services LLC	2,025.00	
126646	124120		Construction in Progress		2,025.00
			Line Amount Total		2,025.00
92156	03/21/23	V00625	PAS Property Acquisition Services LLC	1,200.00	
126647	124121		Construction in Progress		1,200.00
			Line Amount Total		1,200.00
92157	03/21/23	V00668	DARE Capital Partners, LLC	1,334.32	
126648	124104		M&R Other-Mowing, Weed Control Etc		1,334.32
			Line Amount Total		1,334.32
92158	03/21/23	V00770	UniFirst Holdings Inc.	344.58	
126568	123260		Annual Contract - Ops Employees uniforms, mats,		
126568	123260		towels, soap etc.		
126568	123260		Maint and Operations Supplies		235.25
126568	123260		Other Receivables		71.20
126568	123260		M&R Bldgs-Operations Bldg		3.75
126568	123260		Annual Contract - EOC mats, soap etc.		
126568	123260		M&R Bldgs-Admin Bldg 1100 Cherry St		22.13
126568	123260		Annual Contract - Admin mats, soap etc.		
126568	123260		M&R Bldgs-Security Bldg		12.25
126568	123260		1 Year Agreement (October 2022-September 2023)		
			Line Amount Total		344.58
92159	03/21/23	V00808	Whitener Enterprises Inc.	1,833.42	
126657	124065		600 gallons of unleaded fuel for tank		1,713.42
126657	124065		state fuel tax		120.00
			Line Amount Total		1,833.42
92160	03/21/23	V00896	Five Star Products, Inc.	5,156.00	
126619	123582		M&R Docks-Dock Berth 1		5,156.00
126619	123582		Rapid Surface Repair Easy Mix		
			Line Amount Total		5,156.00
92161	03/21/23	V00901	Integrated Architecture & Design	4,704.75	
126640	122578		M&R Bldgs-Admin Bldg 1100 Cherry St		4,704.75
126640	122578		Professional Services for the Administration		
126640	122578		Building Repairs & Improvements		
126640	122578		Project 22-08		
			Line Amount Total		4,704.75
92162	03/21/23	V00921	Edge Engineering & Science LLC	4,259.89	
126635	123579		Consultant Fees - Other		4,259.89

Vendor Expenditure

Period: 03/01/23..03/31/23

Port Freeport

Tuesday, April 4, 2023

Page 24

FREEPORTMARY

Check No.	Check Date	Vendor No.	Vendor Name	Check Amount	
Invoice No.	PO No.	GL Account Name	Line Description		Line Amount
126635		123579	2023 Environmental Regulatory Compliance Svcs		
			Line Amount Total		4,259.89
92163	03/21/23	V00935	Brazoria County c/o Brazoria Co Engineering	32,000.00	
			Dent		
126664		124147	Contributed Capital - San Bernard River Dredging		32,000.00
			Line Amount Total		32,000.00
92164	03/22/23	V00159	Principal Life Insurance-PLIC-SBD Grand Island	1,560.88	
126624		124142	Group Life Insurance		362.11
126624		124142	Group Life Insurance		168.43
126624		124142	Group Life Insurance		447.59
126624		124142	Group Life Insurance		-11.96
126624		124142	Group Life Insurance		181.70
126624		124142	Group Life Insurance		60.78
126624		124142	Group Life Insurance		35.52
126624		124142	Group Life Insurance		128.82
126624		124142	Group Life Insurance		59.06
126624		124142	Group Life Insurance		128.83
			Line Amount Total		1,560.88
92165	03/22/23	V00159	Principal Life Insurance-PLIC-SBD Grand Island	2,706.14	
126667		124146	Group Dental Insurance		401.88
126667		124146	Group Vision Insurance		76.71
126667		124146	Group Dental Insurance		268.94
126667		124146	Group Vision Insurance		51.57
126667		124146	Group Dental Insurance		748.49
126667		124146	Group Vision Insurance		149.12
126667		124146	Group Dental Insurance		205.86
126667		124146	Group Vision Insurance		44.61
126667		124146	Group Dental Insurance		27.24
126667		124146	Group Vision Insurance		6.06
126667		124146	Group Dental Insurance		52.70
126667		124146	Group Vision Insurance		12.08
126667		124146	Group Dental Insurance		152.96
126667		124146	Group Vision Insurance		30.22
126667		124146	Group Dental Insurance		168.34
126667		124146	Group Vision Insurance		32.10
126667		124146	Group Dental Insurance		68.30
126667		124146	Group Vision Insurance		13.02
126667		124146	Group Dental Insurance		163.84
126667		124146	Group Vision Insurance		32.10
			Line Amount Total		2,706.14
92166	03/28/23	V00004	City of Freeport	21,158.31	
126691		124198	Water & Gas		147.67
126692		124197	Water & Gas		494.01
126693		124195	Water & Gas		68.24
126706		124196	Water & Gas		20,267.81
126659		124150	Water & Gas		180.58
			Line Amount Total		21,158.31
92167	03/28/23	V00012	FedEx	15.60	
126698		124182	Postage and Freight		15.60
			Line Amount Total		15.60

Vendor Expenditure

Period: 03/01/23..03/31/23

Port Freeport

Tuesday, April 4, 2023

Page 25

FREEPORTMARY

Check No.	Check Date	Vendor No.	Vendor Name	Check Amount	
Invoice No.	PO No.	GL Account Name	Line Description		Line Amount
92168 03/28/23		V00023	Patrick's Enterprises, Inc.	24.00	
126694	124192		M&R Bldgs-Operations Bldg		24.00
			Line Amount Total		24.00
92169 03/28/23		V00027	Dun & Bradstreet	2,291.23	
126713	124184		Subscriptions		2,291.23
			Line Amount Total		2,291.23
92170 03/28/23		V00044	Ready Refresh	463.60	
126674	124155		Office Supplies		70.41
126674	124155		Office Supplies		35.21
126674	124155		Office Supplies		8.80
126674	124155		Office Supplies		35.21
126674	124155		Office Supplies		278.76
126674	124155		Office Supplies		35.21
			Line Amount Total		463.60
92171 03/28/23		V00046	Sprint Waste Services	522.90	
126701	124172		Contract Services		522.90
			Line Amount Total		522.90
92172 03/28/23		V00050	Northern Tool & Equipment	99.97	
126461	123976		Maint and Operations Supplies		99.97
			Line Amount Total		99.97
92173 03/28/23		V00055	Jesse Hibbetts	100.00	
126690	124187		Flexible Spending Emp Reimbursement		100.00
			Line Amount Total		100.00
92174 03/28/23		V00067	Quill Corporation	25.18	
126661	124143		Office Supplies		9.58
126661	124143		Office Supplies		4.80
126661	124143		Office Supplies		1.20
126661	124143		Office Supplies		4.80
126661	124143		Office Supplies		4.80
			Line Amount Total		25.18
92175 03/28/23		V00070	Darlene Winkler	108.08	
126721	124200		Community Events		66.81
126721	124200		Community Event-TACFT		41.27
			Line Amount Total		108.08
92176 03/28/23		V00075	Vicki L. Smith	146.00	
126725	124205		Flexible Spending Emp Reimbursement		71.00
126724	124203		Telephone		75.00
			Line Amount Total		146.00
92177 03/28/23		V00084	Crain, Caton & James	39,107.00	
126700	124177		Legal Fees		760.50
126700	124177		Del Monte		
126708	124176		Legal Fees		6,435.00
126709	124178		Legal Fees		22,756.50
126710	124179		Legal Fees		4,504.50
126711	124180		Legal Fees		4,563.00
126711	124180		Legal Fees		87.50
			Line Amount Total		39,107.00

Vendor Expenditure

Period: 03/01/23..03/31/23

Port Freeport

Tuesday, April 4, 2023

Page 26

FREEPORTMARY

Check No.	Check Date	Vendor No.	Vendor Name	Check Amount	
Invoice No.	PO No.	GL Account Name	Line Description	Line Amount	
92178 03/28/23	V00085	Moffatt & Nichol		94,010.75	
126716	109484		Professional Services for the Velasco Terminal		
126716	109484		Berths 8 & 9		
126716	109484		Construction in Progress		73,400.65
126716	109484		Board Approved 1/24/19		
126716	109484		Change Order #1		
126716	109484		Construction in Progress		
126716	109484		Board Approved 1/28/2021		
126717	117346		Construction in Progress		20,610.10
126717	117346		Board Approved 3/25/2021		
			Line Amount Total		94,010.75
92179 03/28/23	V00086	Blank Rome		706.50	
126476	123983		Legal Fees		706.50
			Line Amount Total		706.50
92180 03/28/23	V00088	Blue Cross Blue Shield of Texas		72,430.68	
126705	124199		Group Medical Insurance		11,022.06
126705	124199		Group Medical Insurance		8,397.76
126705	124199		Group Medical Insurance		24,143.56
126705	124199		Group Medical Insurance		524.86
126705	124199		Group Medical Insurance		7,348.04
126705	124199		Group Medical Insurance		1,049.72
126705	124199		Group Medical Insurance		1,049.72
126705	124199		Group Medical Insurance		6,298.32
126705	124199		Group Medical Insurance		5,248.60
126705	124199		Group Medical Insurance		2,099.44
126705	124199		Group Medical Insurance		5,248.60
			Line Amount Total		72,430.68
92181 03/28/23	V00090	Cordoba Law Firm, P.L.L.C.		1,808.00	
126707	124174		Construction in Progress		1,803.00
126707	124174		Construction in Progress		5.00
126707	124174		East End Project		
			Line Amount Total		1,808.00
92182 03/28/23	V00095	Swisher & Swisher		1,000.00	
126654	118205		M&R Other-Mowing, Weed Control Etc		1,000.00
126654	118205		Annual Herbicide Application for Designated Areas		
126654	118205		7/01/21 - 6/30/23		
126654	118205		Two Year Service		
			Line Amount Total		1,000.00
92183 03/28/23	V00098	Suburban Propane		216.00	
126675	124164		Fuel/Oil		216.00
			Line Amount Total		216.00
92184 03/28/23	V00100	LJA Engineering Inc.		2,340.49	
126682	111718		Construction In Progress-Area 3		2,340.49
126682	111718		Construction in Progress-Area-3+		
126682	111718		Construction in Progress-Area-3+		
126682	111718		Construction in Progress-Area-3+		
126682	111718		Construction in Progress-Area-3+		
126682	111718		Construction in Progress-Area-3+		
126682	111718		Construction In Progress-Area 4		
126682	111718		Construction In Progress-Area 5 Phase II		

Vendor Expenditure

Period: 03/01/23..03/31/23

Port Freeport

Tuesday, April 4, 2023

Page 27

FREEPORT/MARY

Check No.	Check Date	Vendor No.	Vendor Name	Check Amount	
Invoice No.	PO No.	GL Account Name	Line Description		Line Amount
126682	111718		Construction in Progress-Area 4		
126682	111718		Balance carried over from PO# 10615		
126682	111718		Board Approved 11/14/13		
			Line Amount Total		2,340.49
92185	03/28/23	V00101	Sunstates Security, LLC	40,596.13	
126679	124159		Security Service Fees		173.55
126685	124158		Security Service Fees		3,855.28
126686	124160		Security Service Fees		1,096.26
126687	124161		Security Service Fees		34,293.79
126688	124162		Security Service Fees		1,177.25
			Line Amount Total		40,596.13
92186	03/28/23	V00110	Jason Miura	243.60	
126723	124204		Flexible Spending Emp Reimbursement		243.60
			Line Amount Total		243.60
92187	03/28/23	V00116	Randy Thompson	49.97	
126703	124186		Dues & Memberships & Licenses		49.97
			Line Amount Total		49.97
92188	03/28/23	V00144	Naylor, LLC	712.50	
126683	123352		Industry Advertising		712.50
			Line Amount Total		712.50
92189	03/28/23	V00166	Van Scoyoc Associates	11,016.03	
126689	115717		Consultant Fees - Other		11,000.00
126689	115717		Govt. Liaison Service Agreement Oct.2020-Sept 2023		
126689	115717		Consultant Fees - Other		16.03
126689	115717		Expenses Incurred-Not to exceed \$8K over course of		
126689	115717		3yrs contract-CA 10/8/2020		
			Line Amount Total		11,016.03
92190	03/28/23	V00177	Arthur J. Gallagher Risk Management Services, LLC	2,178,313.55	
126704	124185		Prepaid Insurance		2,178,313.55
			Line Amount Total		2,178,313.55
92191	03/28/23	V00187	Brazoria County Septic Service	1,477.00	
126718	124189		Contract Services		1,477.00
			Line Amount Total		1,477.00
92192	03/28/23	V00192	Glomar International, Inc.	427.39	
126637	124126		M&R TOE-Gantry Crane		213.69
126637	124126		M&R TOE-Gantry Crane		213.70
			Line Amount Total		427.39
92193	03/28/23	V00193	Grainger	176.35	
126638	124128		M&R TOE-Gantry Crane		31.93
126638	124128		M&R TOE-Gantry Crane		31.94
126672	124166		M&R TOE-Gantry Crane		30.04
126672	124166		M&R TOE-Gantry Crane		30.03
126702	124167		M&R TOE-Gantry Crane		26.21
126702	124167		M&R TOE-Gantry Crane		26.20
			Line Amount Total		176.35
92194	03/28/23	V00214	McFarland PLLC	39,725.27	
126715	124175		Construction in Progress		39,631.25
126715	124175		Construction in Progress		94.02
126715	124175		PF East End Acquisition Project		

Vendor Expenditure

Period: 03/01/23..03/31/23

Port Freeport

Tuesday, April 4, 2023

Page 28

FREEPORTMARY

Check No.	Check Date	Vendor No.	Vendor Name	Check Amount	Line Amount
Invoice No.	PO No.	GL Account Name	Line Description		
126715	124175		File # FRE365.16000		
			Line Amount Total		39,725.27
92195	03/28/23	V00285	Shoppa's Farm Supply	742.47	
126695	124191		M&R TOE-John Deere Gate HPX615E		191.15
126696	124190		M&R TOE-John Deere Gate HPX615E		551.32
			Line Amount Total		742.47
92196	03/28/23	V00291	Moore Supply	128.18	
126643	124127		M&R Docks-Dock Berth 7-VT		128.18
			Line Amount Total		128.18
92197	03/28/23	V00307	Joyce Hudman, County Clerk	83,430.00	
126722	124206		Construction in Progress		83,430.00
126722	124206		Cause No C162001; Jones (B9L7)		
			Line Amount Total		83,430.00
92198	03/28/23	V00330	Southern Tire Mart	970.00	
126506	124024		M&R TOE-Hyster 1050 Container Handler		970.00
			Line Amount Total		970.00
92199	03/28/23	V00337	Daikin Applied Inc	1,040.00	
126712	124188		M&R Bldgs-Security Bldg		1,040.00
126712	124188		EOC Emergency Repair		
			Line Amount Total		1,040.00
92200	03/28/23	V00471	Honeywell International, Inc.	14,860.00	
126720	123330		M&R IT Equipment-Jan-Mar		3,714.90
126720	123330		M&R IT Equipment Apr-Dec		11,145.10
			Line Amount Total		14,860.00
92201	03/28/23	V00608	Economic Development Alliance for Brazoria Countv	64.00	
126671	124156		Community Events		64.00
126671	124156		Lower Brazos River Coalition Spring Luncheon		
126671	124156		Croft, Singhanian		
			Line Amount Total		64.00
92202	03/28/23	V00668	DARE Capital Partners, LLC	1,449.79	
126681	124163		M&R Other-Mowing, Weed Control Etc		1,449.79
			Line Amount Total		1,449.79
92203	03/28/23	V00820	ADT Commercial LLC	854.00	
126669	124157		Badge Supplies		854.00
			Line Amount Total		854.00
92204	03/28/23	V00821	Summit Fire & Security	550.00	
126633	124141		M&R Transit Shed-T.S. Sprinkler System		550.00
			Line Amount Total		550.00
92205	03/28/23	V00864	Visual Edge IT	105.55	
126540	123987		Contract Services		105.55
			Line Amount Total		105.55
92206	03/28/23	V00910	LJA Infrastructure, Inc.	1,063,494.60	
126714	122864		Construction in Progress		1,119,468.00
126714	122864		Furnish: Labor, Materials, Equipment, & Insurance		
126714	122864		for the Parcel 14 Rail Expansion		
126714	122864		Project 22-03		
126714	122864		Board Approved: 10/27/22		

Period: 03/01/23..03/31/23
Port Freeport

Page 29

FREEPORT\MARY

Unaudited
Page 46 of 47

Port Freeport

FREEPORT\MARY

Check No.	Check Date	Vendor No.	Vendor Name	Check Amount
Invoice No.	PO No.	GL Account Name	Line Description	Line Amount
126726	112704		Retainage Payable	
126726	112704		Retainage Payable	
126726	112704		Retainage Payable	
126726	112704		Retainage Payable	
126726	112704		Retainage Payable	
126726	112704		Retainage Payable	
126726	112704		Retainage Payable	
126726	112704		Retainage Payable	
126726	112704		Retainage Payable	
126726	112704		Retainage Payable	
126726	112704		Retainage Payable	
126726	112704		Retainage Payable	
126726	112704		Retainage Payable	
126726	112704		Retainage Payable	
126726	112704		Retainage Payable	
126726	112704		Retainage Payable	
126726	112704		Retainage Payable	
126726	112704		Retainage Payable	
126726	112704		Retainage Payable	
126726	112704		Retainage Payable	
126726	112704		Retainage Payable	
126726	112704		Retainage Payable	-45,270.17
Line Amount Total				860,133.10
Texas Gulf Bank Accounts Payable				10,196,923.50



A quote for your consideration

Based on your business needs, we put the following quote together to help with your purchase decision. Below is a detailed summary of the quote we've created to help you with your purchase decision.

To proceed with this quote, you may respond to this email, order online through your [Premier page](#), or, if you do not have Premier, use this [Quote to Order](#).

Quote No.	3000150921951.1	Sales Rep	JARED DUFF
Total	\$52,576.40	Phone	(800) 456-3355, 18009993355
Customer #	7099680	Email	Jared_Duff@Dell.com
Quoted On	Apr. 21, 2023	Billing To	MARY CAMPUS
Expires by	May. 21, 2023		PORT FREEPORT
	Texas Department of		1100 CHERRY ST
Contract Name	Information Resources (TX		FREEPORT, TX 77541-5520
	DIR)		
Contract Code	C000000006841		
Customer Agreement #	TX DIR-TSO-3763		
Solution ID	17623950.1		

Message from your Sales Rep

Please contact your Dell sales representative if you have any questions or when you are ready to place an order. Thank you for shopping with Dell!

Regards,
JARED DUFF

Shipping Group

Shipping To	Shipping Method
MARY CAMPUS PORT FREEPORT 200 WEST 2ND ST 3RD FL FREEPORT, TX 77541 (979) 328-0269	Standard Delivery

Product	Unit Price	Quantity	Subtotal
Dell ME5012 Storage Array - [AMER_ME5012_15246]	\$21,801.04	2	\$43,602.08
Precision 7920 Rack XEON_BRONZE-3104 16GB (2DIMMS) 500GB 7.2K NVIDIA QNVS 310 W10 - [XCTOPR7920USR]	\$4,487.16	2	\$8,974.32

Subtotal:	\$52,576.40
Shipping:	\$0.00
Non-Taxable Amount:	\$52,576.40
Taxable Amount:	\$0.00
Estimated Tax:	\$0.00

Total:	\$52,576.40
---------------	--------------------

Shipping Group Details

Shipping To	Shipping Method
MARY CAMPUS PORT FREEPORT 200 WEST 2ND ST 3RD FL FREEPORT, TX 77541 (979) 328-0269	Standard Delivery

		Quantity	Subtotal
Dell ME5012 Storage Array - [AMER_ME5012_15246]	\$21,801.04	2	\$43,602.08
Estimated delivery if purchased today: May. 09, 2023 Contract # C000000006841 Customer Agreement # TX DIR-TSO-3763			

Description	SKU	Unit Price	Quantity	Subtotal
Dell ME5012 Storage Array	210-BBII	-	2	-
10Gb iSCSI Base-T 4 Port Single Controller	403-BCOZ	-	2	-
Rack Rails 2U	770-BECR	-	2	-
ME Series 2U Bezel	325-BDDO	-	2	-
Power Supply, 580W, Redundant, WW	450-ALXL	-	2	-
Dell PowerVault ME Series 2U-12, CE Marking	389-EERU	-	2	-
Dell ME5012 Shipping	340-DCFR	-	2	-
Dell Hardware Limited Warranty	871-9053	-	2	-
ProSupport Mission Critical 4-Hour 7X24 Onsite Service with Emergency Dispatch 3 Years	871-9059	-	2	-
ProSupport Mission Critical 7X24 Technical Support and Assistance 3 Years	871-9060	-	2	-
Thank you choosing Dell ProSupport. For tech support, visit //www.dell.com/support or call 1-800- 945-3355	989-3439	-	2	-
On-Site Installation Declined	900-9997	-	2	-
Hard Drive Blank Filler 3.5	400-ABSK	-	12	-
20TB HDD SAS ISE 12Gbps 7.2K 512e 3.5in Hot-Plug, AG Drive	161-BBVQ	-	12	-
C13 to C14, PDU Style, 12 AMP, 6.5 Feet (2m) Power Cord, North America	492-BBDI	-	2	-
C13 to C14, PDU Style, 12 AMP, 6.5 Feet (2m) Power Cord, North America	492-BBDI	-	2	-

		Quantity	Subtotal
Precision 7920 Rack XEON_BRONZE-3104 16GB (2DIMMS) 500GB 7.2K NVIDIA QNVS 310 W10 - [XCTOPR7920USR]	\$4,487.16	2	\$8,974.32
Estimated delivery if purchased today: May. 10, 2023 Contract # C000000006841 Customer Agreement # TX DIR-TSO-3763			

Description	SKU	Unit Price	Quantity	Subtotal
CPU Heatsink	338-BMIZ	-	2	-
Intel Xeon Silver 4208 2.1GHz,(3.2GHz Turbo, 8C, 9.6GT/s 2UPI, 11MB Cache, HT (85W) DDR4-2400 1st)	338-BSMX	-	2	-
CPU Filler panel	370-ADSJ	-	2	-
Windows 10 Pro for Workstations (6 cores plus, Includes Windows 11 Pro License) English, French, Spanish	619-AQEC	-	2	-

No Microsoft Office License Included	658-BCSB	-	2	-
VMWCB Endpoint Stnd NGAV B-EDR w/ProSupport 1yr	528-CHEC	-	2	-
Motherboard CL 7920 Rack	321-BENS	-	2	-
Dell Precision 7920 Rack Chassis	329-BDMU	-	2	-
QRL Label 7920 Rack	389-CGBJ	-	2	-
GPU Cables 7920 Rack	470-ACNW	-	2	-
USB 3.0 for R740	750-AAVV	-	2	-
Nvidia T1000 8GB, 8GB, 4 mDP to DP adapter (Precision 7920R, 7920T, 7820, 5820, 3930)	490-BHSJ	-	2	-
16GB 2x8GB DDR4 2933MHz RDIMM ECC Memory	370-AESX	-	2	-
Internal PCIe SSD (Dell Ultra-Speed Drive)	400-AGXX	-	2	-
C4 Dell Ultra-Speed Drive Boot + 1-8 SATA HDD/SSDs, or + Intel RSTe SW RAID 0,1,5,10 on 1-4 drives	449-BBLK	-	2	-
2x Integrated Intel 4 port SATA controllers (8 ports @ 6.0Gbps) SW RAID 0,1,5,10 (on 4 ports only)	403-BBRD	-	2	-
2.5" 500GB 7200rpm SATA Hard Drive	400-ASSQ	-	2	-
2.5"/3.5" HDD Carrier	575-BBOG	-	2	-
2.5" 500GB 7200rpm SATA Hard Drive	400-ASSQ	-	2	-
2.5"/3.5" HDD Carrier	575-BBOG	-	2	-
2.5" 500GB 7200rpm SATA Hard Drive	400-ASSQ	-	2	-
2.5"/3.5" HDD Carrier	575-BBOG	-	2	-
No Drive Selected	400-ATYN	-	2	-
No Drive Selected	400-ATYN	-	2	-
No Drive Selected	400-ATYN	-	2	-
No Drive Selected	400-ATYN	-	2	-
No Drive Selected	400-ATYN	-	2	-
No SATA RAID	780-BBCJ	-	2	-
No Optical Drive	429-ABDZ	-	2	-
M.2 512GB PCIe NVMe Class 40 Solid State Drive	401-ABGY	-	2	-
M.2 512GB PCIe NVMe Class 40 Solid State Drive	401-ABGY	-	2	-
Dell Ultra-Speed Drive Duo PCIe SSD Low Profile x8 Card	414-BBBU	-	2	-
C1Z Dell Ultra-Speed Drive Duo Boot, 1-2 PCIe NVMe Solid State Drives	405-AAQD	-	2	-
GPT is 100% required for all order	411-XXYB	-	2	-
Dell Premier Multi-Device Wireless Keyboard and Mouse - KM7321W	580-AJJL	-	2	-
IntelI3504x1GbportsrNDC	540-BBZR	-	2	-
US/Thailand/Philippines/Guam Power Cord	450-AAHH	-	2	-
Bezel	350-BBMK	-	2	-
Standard Left Ear - no Bezel	350-BBML	-	2	-
Placemat 7920 Rack	340-BTBI	-	2	-
OM Placemat	340-BVQC	-	2	-
Resource DVD not Included	430-XXYU	-	2	-
Dell Precision Optimizer with AI	640-BBRC	-	2	-

Ship Material 7920 Rack	328-BCQW	-	2	-
SHIP,PWS,LNK,NO,NO,AMF	340-AEYP	-	2	-
4 Standard Fans for R740/740XD	384-BBQB	-	2	-
No Rack Rails	770-BBKQ	-	2	-
Single Power Supply (1+0), 1100W	450-AGTI	-	2	-
iDRAC9, Express	385-BBKS	-	2	-
Precision 7920 Rack XCTO Base	210-ALXM	-	2	-
Trusted Platform Module (Discrete TPM Enabled)	329-BBJL	-	2	-
Trusted Platform Module 2.0, V1328	461-AAEW	-	2	-
iDRAC Group Manager, Disabled	379-BCQY	-	2	-
iDRAC,Legacy Password	379-BCSG	-	2	-
Performance Optimized	370-AAIP	-	2	-
SupportAssist	525-BBCL	-	2	-
Dell(TM) Digital Delivery Cirrus Client	640-BBLW	-	2	-
Dell Developed Recovery Environment	658-BCUV	-	2	-
7920 Rack Regulatory Label	389-CGBI	-	2	-
Luggage Tag 7920 Rack	389-CGFM	-	2	-
Thank you choosing Dell ProSupport. For tech support, visit //support.dell.com/ProSupport	989-3449	-	2	-
Dell Limited Hardware Warranty Plus Service	997-5852	-	2	-
ProSupport 4-Hour: 7x24Onsite/In-Home Service After Remote Diagnosis, 3 Years	997-5871	-	2	-
ProSupport: 7x24 Technical Support, 3 Years	997-5893	-	2	-

Subtotal:	\$52,576.40
Shipping:	\$0.00
Estimated Tax:	\$0.00
Total:	\$52,576.40

Important Notes

Terms of Sale

This Quote will, if Customer issues a purchase order for the quoted items that is accepted by Supplier, constitute a contract between the entity issuing this Quote ("Supplier") and the entity to whom this Quote was issued ("Customer"). Unless otherwise stated herein, pricing is valid for thirty days from the date of this Quote. All product, pricing and other information is based on the latest information available and is subject to change. Supplier reserves the right to cancel this Quote and Customer purchase orders arising from pricing errors. Taxes and/or freight charges listed on this Quote are only estimates. The final amounts shall be stated on the relevant invoice. Additional freight charges will be applied if Customer requests expedited shipping. Please indicate any tax exemption status on your purchase order and send your tax exemption certificate to Tax_Department@dell.com or ARSalesTax@emc.com, as applicable.

Governing Terms: This Quote is subject to: (a) a separate written agreement between Customer or Customer's affiliate and Supplier or a Supplier's affiliate to the extent that it expressly applies to the products and/or services in this Quote or, to the extent there is no such agreement, to the applicable set of Dell's Terms of Sale (available at www.dell.com/terms or www.dell.com/oemterms), or for cloud/as-a-Service offerings, the applicable cloud terms of service (identified on the Offer Specific Terms referenced below); and (b) the terms referenced herein (collectively, the "Governing Terms"). Different Governing Terms may apply to different products and services on this Quote. The Governing Terms apply to the exclusion of all terms and conditions incorporated in or referred to in any documentation submitted by Customer to Supplier.

Supplier Software Licenses and Services Descriptions: Customer's use of any Supplier software is subject to the license terms accompanying the software, or in the absence of accompanying terms, the applicable terms posted on www.Dell.com/eula. Descriptions and terms for Supplier-branded standard services are stated at www.dell.com/servicecontracts/global or for certain infrastructure products at www.dell.com/en-us/customer-services/product-warranty-and-service-descriptions.htm.

Offer-Specific, Third Party and Program Specific Terms: Customer's use of third-party software is subject to the license terms that accompany the software. Certain Supplier-branded and third-party products and services listed on this Quote are subject to additional, specific terms stated on www.dell.com/offeringsspecificterms ("Offer Specific Terms").

In case of Resale only: Should Customer procure any products or services for resale, whether on standalone basis or as part of a solution, Customer shall include the applicable software license terms, services terms, and/or offer-specific terms in a written agreement with the end-user and provide written evidence of doing so upon receipt of request from Supplier.

In case of Financing only: If Customer intends to enter into a financing arrangement ("Financing Agreement") for the products and/or services on this Quote with Dell Financial Services LLC or other funding source pre-approved by Supplier ("FS"), Customer may issue its purchase order to Supplier or to FS. If issued to FS, Supplier will fulfill and invoice FS upon confirmation that: (a) FS intends to enter into a Financing Agreement with Customer for this order; and (b) FS agrees to procure these items from Supplier. Notwithstanding the Financing Agreement, Customer's use (and Customer's resale of and the end-user's use) of these items in the order is subject to the applicable governing agreement between Customer and Supplier, except that title shall transfer from Supplier to FS instead of to Customer. If FS notifies Supplier after shipment that Customer is no longer pursuing a Financing Agreement for these items, or if Customer fails to enter into such Financing Agreement within 120 days after shipment by Supplier, Customer shall promptly pay the Supplier invoice amounts directly to Supplier.

Customer represents that this transaction does not involve: (a) use of U.S. Government funds; (b) use by or resale to the U.S. Government; or (c) maintenance and support of the product(s) listed in this document within classified spaces. Customer further represents that this transaction does not require Supplier's compliance with any statute, regulation or information technology standard applicable to a U.S. Government procurement.

For certain products shipped to end users in California, a State Environmental Fee will be applied to Customer's invoice. Supplier encourages customers to dispose of electronic equipment properly.

Electronically linked terms and descriptions are available in hard copy upon request.

^DELL BUSINESS CREDIT (DBC): Offered to business customers by WebBank, who determines qualifications for and terms of credit. Taxes, shipping and other charges are extra and vary. The Total Minimum Payment Due is the greater of either \$20 or 3% of the New Balance shown on the statement rounded up to the next dollar, plus all past due amounts. Dell and the Dell logo are trademarks of Dell Inc.



118 Vintage Park Blvd, W414, Houston, TX 77070
Phone: 832-479-8540

QUOTE

Number AAAQ14879

Date Apr 4, 2023

Bill To

Port Freeport
Brandon Robertson
1100 Cherry St
Freeport, TX 77541
USA

Phone (979) 233-2667

Email robertson@portfreeport.com

Ship To

Port Freeport
Brandon Robertson
1100 Cherry St
Freeport, TX 77541
USA

Phone (979) 233-2667

Email robertson@portfreeport.com

Account Manager



Becky Reinis
469-964-6283
breinis@waypointsolutions.com

Contract

DIR-Dell EMC
DIR-TSO-3763

Notes:

Line	Qty	Description	Unit Price	Ext. Price
1	2	Dell ME5012 Storage Array 10Gb iSCSI Base-T 4 Port Single Controller Rack Rails 2U ME Series 2U Bezel Power Supply, 580W, Redundant, WW Dell ME5012 Shipping Dell PowerVault ME Series 2U-12, CE Marking Dell Hardware Limited Warranty ProSupport Mission Critical 4-Hour 7X24 Onsite Service with Emergency Dispatch 3 Years ProSupport Mission Critical 7X24 Technical Support and Assistance 3 Years On-Site Installation Declined Hard Drive Blank Filler 3.5 - QTY. 6/ea. 20TB HDD SAS ISE 12Gbps 7.2K 512e 3.5in Hot-Plug, AG Drive - QTY. 6/ea. Jumper Cord - C13/C14, 0.6M, 250V, 13A (North American) Jumper Cord - C13/C14, 0.6M, 250V, 13A (North American)	\$15,138.11	\$30,276.22
2	2	Dell Precision 7920 CPU Heatsink Intel Xeon Silver 4208 2.1GHz,(3.2GHz Turbo, 8C, 9.6GT/s 2UPI, 11MB Cache, HT (85W) DDR4-2400 1st) CPU Filler panel Windows 10 Pro for Workstations (6 cores plus, Includes Windows 11 Pro License) English, French, Spanish No Microsoft Office License Included Motherboard CL 7920 Rack Dell Precision 7920 Rack Chassis QRL Label 7920 Rack GPU Cables 7920 Rack	\$4,665.10	\$9,330.20

PRICES SUBJECT TO CHANGE - PRICES BASED UPON TOTAL PURCHASE - WE SPECIFICALLY DISCLAIMS ANY AND ALL WARRANTIES, EXPRESS OR IMPLIED, INCLUDING BUT NOT LIMITED TO ANY IMPLIED WARRANTIES OR WITH REGARD TO ANY LICENSED PRODUCTS. WE SHALL NOT BE LIABLE FOR ANY LOSS OF PROFITS, BUSINESS, GOODWILL, DATA, INTERRUPTION OF BUSINESS, NOR FOR INCIDENTAL OR CONSEQUENTIAL MERCHANTABILITY OR FITNESS OF PURPOSE, DAMAGES RELATED TO THIS AGREEMENT. MINIMUM 15% RESTOCKING FEE WITH ORIGINAL PACKAGING.

Line	Qty	Description	Unit Price	Ext. Price
		USB 3.0 for R740 Nvidia T1000 8GB, 8GB, 4 mDP to DP adapter (Precision 7920R, 7920T, 7820, 5820, 3930) 16GB 2x8GB DDR4 2933MHz RDIMM ECC Memory C5 SATA HDD/SSD Drives with RAID 0,1,5,10 (with PERC Controllers) PERC H330+ Entry RAID Controller Card 12Gbps SAS/SATA (6.0Gb/s) RAID 0/1/5/10 PERC Cable 2.5" 480GB SATA AG-Enterprise Class Solid State Drive 2.5"/3.5" HDD Carrier 2.5" 480GB SATA AG-Enterprise Class Solid State Drive 2.5"/3.5" HDD Carrier No Drive Selected No Drive Selected No Drive Selected No Drive Selected No Drive Selected No Drive Selected RAID 1 for SATA HDD No Optical Drive GPT is 100% required for all order GLOBAL OPTION UPDATE 00876242 IntelX5502x10Gb,2x1GbNDC US/Thailand/Philippines/Guam Power Cord 250V US/Thailand/Philippines/Guam Power Cord 250V Bezel Standard Left Ear - no Bezel Placemat 7920 Rack OM Placemat Resource DVD not Included Dell Precision Optimizer with AI Ship Material 7920 Rack SHIP,PWS,LNK,NO,NO,AMF 4 Standard Fans for R740/740XD ReadyRails Sliding Rails Without Cable Management Arm Dual Redundant Power Supply (1+1), 1100W iDRAC9,Enterprise Precision 7920 Rack XCTO Base Trusted Platform Module (Discrete TPM Enabled) Trusted Platform Module 2.0, V1328 iDRAC Group Manager, Disabled iDRAC,Legacy Password Performance Optimized SupportAssist Dell(TM) Digital Delivery Cirrus Client Dell Developed Recovery Environment 7920 Rack Regulatory Label Luggage Tag 7920 Rack Dell Limited Hardware Warranty Plus Service ProSupport 4-Hour: 7x24Onsite/In-Home Service After Remote Diagnosis, 3 Years ProSupport: 7x24 Technical Support, 3 Years		
3	2	Intel X710 Dual Port 10Gb Direct Attach, SFP+, PCIe Full Height	\$386.46	\$772.92
4	4	Dell Networking, Cable, SFP+ to SFP+, 10GbE, Copper Twinax Direct Attach Cable, 5 Meter	\$89.40	\$357.60

PRICES SUBJECT TO CHANGE - PRICES BASED UPON TOTAL PURCHASE - WE SPECIFICALLY DISCLAIMS ANY AND ALL WARRANTIES, EXPRESS OR IMPLIED, INCLUDING BUT NOT LIMITED TO ANY IMPLIED WARRANTIES OR WITH REGARD TO ANY LICENSED PRODUCTS. WE SHALL NOT BE LIABLE FOR ANY LOSS OF PROFITS, BUSINESS, GOODWILL, DATA, INTERRUPTION OF BUSINESS, NOR FOR INCIDENTAL OR CONSEQUENTIAL MERCHANTABILITY OR FITNESS OF PURPOSE, DAMAGES RELATED TO THIS AGREEMENT. MINIMUM 15% RESTOCKING FEE WITH ORIGINAL PACKAGING.

Line	Qty	Description	Unit Price	Ext. Price
			SubTotal	\$40,736.94
			Tax	\$0.00
			Shipping	\$0.00
			Total	\$40,736.94

Please contact me if I can be of further assistance.

PRICES SUBJECT TO CHANGE - PRICES BASED UPON TOTAL PURCHASE - WE SPECIFICALLY DISCLAIM ANY AND ALL WARRANTIES, EXPRESS OR IMPLIED, INCLUDING BUT NOT LIMITED TO ANY IMPLIED WARRANTIES OR WITH REGARD TO ANY LICENSED PRODUCTS. WE SHALL NOT BE LIABLE FOR ANY LOSS OF PROFITS, BUSINESS, GOODWILL, DATA, INTERRUPTION OF BUSINESS, NOR FOR INCIDENTAL OR CONSEQUENTIAL MERCHANTABILITY OR FITNESS OF PURPOSE, DAMAGES RELATED TO THIS AGREEMENT. MINIMUM 15% RESTOCKING FEE WITH ORIGINAL PACKAGING.



362 Highway 31
Flemington, New Jersey 08822
Tel: 908-782-5525
Fax: 908-782-9733
www.hitrancorp.com

April 21, 2023

Don Mullett
Port Freeport
Freeport, TX USA

Dear Don:

Item 1, Quote #: 923661

Qty: 2 Units

Description: 275 kVA Isolation Transformer
- Hitran P/N ZI1131-00

- Unit will be sent open-frame – no enclosure.
- Install to be completed by Port Freeport

Price: \$44,421/each

Delivery: Early January 2024

FOB: Flemington, NJ

Freight: Freight Not Included

Payment Terms: Net 30

Quote Validity: 60 days

Terms and Conditions of Sale: Per attached document JF0033

We thank you for the opportunity to be of service. Please call or e-mail should you have any further questions or requirements.

Regards,

John C. Hindle IV

John Hindle
Hitran Corporation
Tel: 908-782-5525 x272
email: john.hindle@hitrancorp.com



Custom magnetics, LV and MV rectifier transformers up to 36 pulse, drive isolation transformers, medium voltage distribution transformers, motor starting autotransformer and reactors, line reactors, air core reactors, and more
www.hitrancorp.com



1100 CHERRY ST. • FREEPORT, TX 77541
(979) 233-2667 • 1 (800) 362-5743 • FAX: (979) 373-0023
WWW.PORTFREEPORT.COM

MEMORANDUM

TO: Commissioners
Directors
Legal Counsel

FROM: Jason Hull, P.E. *JH*
Director of Engineering

DATE: April 20, 2023

SUBJECT: Fiber Optic Extension

As I mentioned during the Jan. 12th Commission meeting, the Gate 12 design work did not include design of the fiber optic communication infrastructure between the EOC and the new Gate 12. I explained to the Port Commission that I would bring a PSA with an engineering firm familiar with the Port's fiber optic infrastructure for approval at a later date.

I have again selected Leaf Engineers as the most qualified firm to perform the design of the fiber optic extension based on their demonstrated qualifications, experience and familiarity with the Port's fiber optic infrastructure.

I have reviewed the scope and fee and find both to be acceptable. I therefore recommend approval of a Professional Services Agreement in the amount of not to exceed **\$22,000**.

PORT COMMISSION

JOHN HOSS, CHAIRMAN; RUDY SANTOS, VICE CHAIRMAN; DAN CROFT, SECRETARY; ROB GIESECKE, ASST. SECRETARY;
RAVI K. SINGHANIA, COMMISSIONER; SHANE PIRTLE, COMMISSIONER; PHYLLIS SAATHOFF, EXECUTIVE DIRECTOR/CEO